

ITBP PUBLIC SCHOOL
SEC-16B, DWARKA

SUMMER HOLIDAY HOMEWORK



Vacation is a welcome break. So, let's make the best of this time by upgrading our skills, spending time with family and connecting with our loved ones

- Let's cheer for the 3R's- Rejuvenation, Relaxation and Rebinding!
- **Reading**- thoroughly read books available at home. Seek help from your parents in case you aren't able to read a few words. Make a list of books read by you in your English and Hindi notebook respectively
- **Unravel the Artiste in you**- pursue your hobbies, learn a recipe without fire, write a story, draw, dance, sing, play an instrument do whatever makes you happy.
- **Exercise**- do simple exercises or yoga at home which keeps you fit and energised.
- **Extend a helping hand**- help your parents by extending help and assisting them in filling water bottles, keeping your room and closet clean, watering plants.
- **Cultivate manners** - Respect your parents, grandparents and all elders. Remember the 4 magical words: PLEASE, THANK YOU, SORRY AND EXCUSE ME. Make these a part of your personality. 'A little more courtesy goes a long way.'
- **Appreciate and show gratitude** - learn to appreciate and be thankful for everything in your life.
- **Revise** - go through what your teachers have taught you more than twice and practice it well.
- **Family Time**- make sure you spend quality time together. Play games like - carrom, chess, ludo, scrabble, this time you read bedtime stories to your grandparents and parents, eat meals together, watch movies, enjoy music together

IMPORTANT DAYS DURING THE VACATION

01.6.2023 - The International Children's Day

05.6.2023- The World Environment Day

18.6.2023- The Father's Day

21.0.2023- International Yoga Day

Tips to spend quality time with family

- ✚ Please help some of the underprivileged children of society on 1st June as it is the International Children's Day.
- ✚ Help your ward in planting a sapling on 5th June as it is the World Environment Day. Also guide them for water it daily.
- ✚ Help your ward in becoming a small chef and making a Fizzy Popsicles (as suggested in Father's Day activity).
- ✚ Encourage your ward to practice Yoga Asanas daily and make a small video on 21st June as it is the International Yoga Day.
- ✚ Encourage your ward in helping parents in dusting, cleaning, removing dishes from the table, serving, etc to inculcate the 'value of sharing responsibilities'.
- ✚ To make holidays a joyous, fun-filled and enriching experience, take your ward to any of these places like India Gate, Children's Park, Rail museum, zoo, etc.
- ✚ Read Panchtantra Tales and Fairy Tales with them.
- ✚ Allow them to complete homework on their own under your guidance.

Wish you all a fun-filled, safe and healthy holidays ahead!

MY SPECIAL DAY WITH DAD

FATHER'S DAY Sunday 18th June, 2023



"My Dad is so special, he is strong and smart,
That is why I love him so with all my little
heart!!Happy Father's Day!!"

Fun Activity with Dad:- Make Watermelon
Popsicles (Chuski)

Ingredients.

- 1 glass watermelon juice
- 1/2 Lemon juice
- Sugar powder, (if required)



How to make Watermelon Popsicles (Chuski)

- ✚ Remove seeds from the watermelon and grind to extract its juice and sieve it.
- ✚ Add lemon juice to it and mix well. Add sugar powder (if required).
- ✚ Mix and pour in kulfi moulds.
- ✚ Freeze for at least 3 hours and it is ready.

Enjoy the mouthwatering Chuski with your Dad and have fun!!

ENGLISH

-
- Read moral stories from books like Aesop's Fables, Panchatantra etc.
(atleast five) and do the following task -
- Make a ' Vocabulary Diary ' in a Scrap Book and write New Words with meaning from the story you read .

Title of the Story: _____


Words: _____

Meanings: _____

Moral of the Story: _____

CH OR SH ?

Colour in the circle with the digraph that matches the pictures:




sh

ch




sh

ch




sh

ch



sh

ch



sh

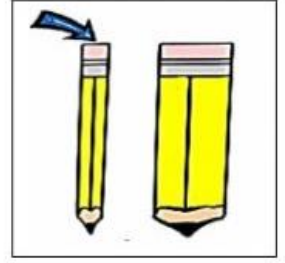
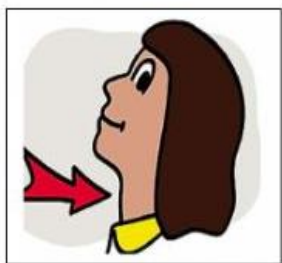
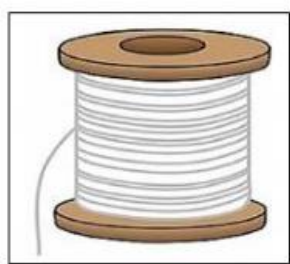

ch



sh

ch

Look at the picture and complete the words:



thief

thorn

throw

thunder

thirsty

throat

third

think

thread

thumb

thin

thirteen


Look at the picture and write words given on it.







MATHS

FUN WITH SHAPES





Count and Colour the Shapes



Count







	_____
	_____
	_____
	_____

Colour

	Blue
	Pink
	Yellow
	Orange

BIGGER AND SMALLER

Write 'B' for Bigger and 'S' for Smaller:-



EVS

"Families are like branches of tree.
They grow in different directions yet
their roots remain as one."



- Make a photo frame with cardboard and decorate it with waste materials like buttons, bottle cap, etc

WORD SEARCH

Find the family words in the word search.

F	A	M	I	L	Y	X	U	O	M
A	Q	M	W	T	J	S	W	P	O
T	R	Q	J	Z	Q	I	Y	Q	T
H	U	B	A	B	Y	S	D	K	H
E	Q	D	C	F	M	T	O	J	E
R	K	Y	Z	A	C	E	G	M	R
X	R	D	E	G	F	R	Y	P	Z
B	R	O	T	H	E	R	Z	O	U



family

father

mother

sister

brother

baby

dog

हिंदी

- ❖ आ की मात्रा के 10 फ्लैश कार्ड बनाएं।
- ❖ पंचतंत्र की कहानियां सुने इनमें से किसी एक कहानी को याद करें और ग्रीष्मावकाश के बाद कक्षा में सुनाएं।



Fine Motor Development

Writing Time

To improve the writing skills of the children

- ❖ Do 10 pages of writing in english handwriting notebook.
- ❖ 10 पेज सुलेख सुलेख पुस्तिका में लिखिए।

**WRITING COMPETITION WILL BE HELD
AFTER SUMMER BREAK.**

CRAFT

Decorate the picture as given below:



TRICKY WORDS

I	Are	Me	Word
She	Was	Mine	Mother
He	Were	Know	Before
We	Some	Here	Their
They	Come	When	Like
There	Only	Give	Come
Your	Has	Why	Father
Like	Have	Which	Should
Because	What	Other	Would
Many	Want	Said	Upon

READING SHEETS

Read.



This is a table.

The table is pink.

Look at the pink table.

The pink table is big.



This is an umbrella.

The umbrella is pink.

Look at the pink umbrella.

The pink umbrella is big.



This is a van.

The van is pink.

Look at the pink van.

The pink van is big.



This is a ball.

The ball is green.

Look at the green ball.

The green ball is small.



This is a bus.

The bus is blue,

Look at the blue bus.

The blue bus is big.



This is a bag.

This is my school bag.

The bag is blue and red.

It has many pockets.

Show your creative skills

Class- I LOTUS

Make two birds using any waste material like paper plates, cd,etc.

Class- I PANSY

Make two water animals using any waste material like paper plates, cd,etc.

Class- I SUNFLOWER

Make two wild or domestic animals using any waste material like paper plates, cd,etc.

- Help your child to make an attractive FOLDER. Decorate it and write the name, class and section of your child. Keep all the holiday homework in it and submit the same on 7thJuly, 2023.

Wishing you all happy times together!!