

**ITBP PUBLIC SCHOOL**  
**Winter Vacation Holiday Homework (2021-22)**  
**CLASS-VI**  
**HINDI**

S.no	Holiday h.w	Date
1	लोकगीत पाठ में आये किसी एक राज्य से सम्बन्धित कोई एक लोक गीत गाते हुए अवकाश के बाद online कक्षा में प्रस्तुति देंगे - (वेश भूषा पहनकर )	
2	"करोना " पर अनुच्छेद लिखे और सुरक्षा नियम सम्बन्धित चित्र बनाये - हिन्दी उत्तर पुस्तिका में	4-1-22
3	पाठ 12-13 याद करें - गतिविधि कोई पांच लोकोक्ति के प्लेश कार्ड बनाए - <a href="https://youtu.be/9KwSzNmQ4OI">https://youtu.be/9KwSzNmQ4OI</a>	5-1-22

**ENGLISH**

**ASSIGNMENT- 1**

**Date 1.01.22**

**Q1.Fill in the blanks with the simple present tense forms of the verbs given in the brackets.**

1. You ..... The old man to cross the road. (help)
2. Ravi ..... English fluently. (speak)
3. Geeta ..... my problem. (understand)
4. Water ..... In winter. (freeze)
5. His brothers ..... down the trees. (cut)
6. The ship ..... in the ocean. (sink)
7. Suman ..... For more than ten hours. (sleep)
8. The moon ..... round the earth. (revolve)
9. Salim ..... To see his photograph. (want)

You always ..... lie. (tell)

**Q2. Fill in the blanks with the present continuous tense forms of verbs given in the brackets.**

1. Rajni ..... a picture. (draw)
2. The postman .....the letters. (deliver)
3. The sun ..... in the sky. (shine)

4. The peon .....the school bell. (ring)
5. I ..... my homework. (do)
- 6.

**Q3. Fill in the blanks with the present perfect continuous tense forms of the verbs given in the brackets.**

1. It .....heavily since morning. (rain)
2. Anuj .....from malaria for one week. (suffer)
3. India ..... very fast since independence. (progress)
4. Sandeep .....for half an hour. (sleep)
5. A fine breeze .....since last evening. (blow)

**Q4. Fill in the blanks with the simple past tense forms of the verbs given in the brackets.**

1. I ..... a drama yesterday. (see)
2. They .....a new motorbike. (buy)
3. The guests .....late. (arrive)
4. We .....all day. (travel)
5. Neelam .....me your message. (give)
6. Arun .....hot and sticky. (feel)
7. Puja .....in the show. (play)
8. Marconi .....the telephone. (invented)
9. You .....him yesterday evening. (meet)
10. A child suddenly .....across the road. (run)

#### **ASSIGNMENT- 2            2.01.22**

**Q1. Fill in the blanks with the past continuous tense forms of the verbs given in the brackets.**

1. Aruna .....water from the well. (draw)
2. We ..... Hockey yesterday. (play)
3. They ..... The cliff yesterday. (climb)
4. I .....a storybook. (read)
5. Anuj .....at that time. (sleep)

**Q2. Fill in the blanks with the past perfect tense forms of the verbs given in the brackets.**

1. The train ..... at the station when I reached there. (arrive)
2. The police .....him before the end of this month. (arrest)
3. The shopkeepers .....their shops before the Inspector came. (close)
4. When I reached the school the bell ..... (ring)
5. We ..... the work when the teacher came. (complete)

**Q3. Fill in the blanks with the past perfect continuous tense forms of verbs given in the brackets.**

1. ....for you since morning. (wait)
2. The gardener .....my lawn for two hours. (mow)
3. My friends .....cricket for five hours. (play)
4. The boys ..... kites since 2 p.m. (fly)

5. The police .....a watch over his movements since 16 April. (keep)

**Q4. Fill in the blanks with the simple future tense forms of the verbs given in the brackets.**

1. I .....you on Thursday. (see)
2. Ravi .....the examination this year. (pass)
3. The headmaster .....him in the evening. (free)
4. You .....the school late. (reach)
5. Anuj .....the doctor. (call)
6. Kiran .....to save herself. (try)
7. The blind man .....the busy road. (cross)
8. I .....for Delhi on Monday. (leave)
9. Her sisters .....here late in the night. (reach)
10. The hunters ..... The tiger. (tell)

**ASSIGNMENT- 3      Date 3.01.22**

**Q1. Fill in the blanks with the future continuous tense forms of verbs given in the brackets.**

1. You .....a novel at this time tomorrow. (read)
2. Servant .....the floor tomorrow. (clean)
3. The mason .....a wall. (build)
4. Puja ..... a lie to us. (tell)
- 5 .My friends ..... from school tomorrow. (return)

**Q2. Fill in the blanks with the future perfect tense forms of verbs from the brackets.**

1. The peon .....all the letters by 6 p.m. (post)
2. I hope it .....raining by evening. (stop)
3. I .....all the hill stations of India before I am fifteen. (visit)
4. Mohit .....everything when you reach there. (lose)

Nitu ..... Her work before I reach. (do)

**Q3. Fill in the blanks with the future perfect continuous tense forms of the verbs given in the brackets.**

1. Rajni.....
2. continuously for two hours. (sing)
3. Tomorrow at this time, I .....to London for two hours. (fly)
4. In 2002, he .....his own shop for ten years. (run)
5. When you arrive, they .....fruits for half an hour. (pick)
6. By this time next year, Reena .....married. (get)

**Q4. Fill in the following blanks with the Future Perfect Continuous Tense of the verbs given in brackets:**

1. By next month we ..... (live) in this city for ten years.
2. The team ..... (practise) for an hour before the month begins.
3. She ..... (do) her sums for ten days by tomorrow.

4. The guests ..... (arrive) since morning by this time tomorrow.
5. The child ..... (sleep) for three hours before his mother returns from work

**Q5. Solve the crossword     Date   4.01.22**

**Fun Time**

**Brain Teasers and Crossword Puzzle**

1. A farmer has 17 sheep and all but nine die. How many are left?
2. There are twelve months in a year. Seven months have thirty one days. How many months have twenty eight days?
3. Before Mt. Everest was discovered, which was the highest mountain in the world?
4. What is full of holes but can still hold water?
5. Imagine that you are in a boat in the middle of the sea! Suddenly, you are surrounded by hungry sharks, waiting to feed on you. How can you put an end to this?

**Solve the crossword puzzle yourself.**

**Creative writing**

**Make a poster with the help of clues hgiven below. Give a catchy title and write a message.**

**Date   5.01.22**

**CLUE BOX**

- Plant trees
- Use Public transportation
- Turn off fans and lights when not in use
- Reduce, Reuse, Recycle
- No plastic bags

Date 6.01.22

- Prepare a video reciting a motivational poem.

Date 7.01.22

- Make a short ppt on Desert Animals

Date 8.01.22

- Read a story book and write about it in your own words in English Practice notebook or rough notebook

Date 9.01.22

- Write a diary entry on your experiences of winter vacations

### **Subject- Science**

General Instruction: Dear students, Do one question daily, from these question.

Q1. Solve the following Food Group Riddles

(a) I am white. You can drink me. I am in the dairy group. Who am I?

\_\_\_\_\_

(b) I can sometimes be light brown or white. I have yellow stuff inside me. I am a protein.

Who am I? \_\_\_\_\_

(c) I am green or red. I am spicy and hot. I am in the vegetable group. Who am I?

\_\_\_\_\_

(d) I am yellow and long. I am a fruit. Monkeys eat me. Who am I?

\_\_\_\_\_

(e) I am green and when you cut me open I am red. You eat me in the summer time. I am a fruit. Who am I? \_\_\_\_\_

(f) I am green. I look like a tree. I am a vegetable. Who am I?

\_\_\_\_\_

(g) I am something yellow but not a light. A citrus fruit, that's a flavor in Sprite. What am I? \_\_\_\_\_

(h) I have eyes but I cannot see. What am I? \_\_\_\_\_

(i) I can sometimes be a stick but I'm not from a tree. I love to be spread on toast, and I'm a dairy product. What am I? \_\_\_\_\_

(j) I am a bird, I am a fruit and I am a person too. What am I? \_\_\_\_\_

Q2. Does moon light originate from the moon only? Paste the pictures of increasing and

decreasing sizes of moon into your note-book. Find out the reason for this increase or decrease in size and write down it in the form of a paragraph.

Q3. Activity: To understand that lateral inversion occurs in unsymmetrical objects.

Objects required: A plane mirror

Procedure: Using a plane mirror, find out the mirror images of following words.

1. REFLECTION

2. MIRROR

3. AMBULANCE

4. POLICE

5. NAMAN

6. NOON

a) Draw the mirror image of these words in your notebook.

b) Record the words, whose mirror image does not change.

c) Cut these alphabets from the centre by drawing a line. What do you observe?

[Hint: Observation: The alphabets, whose mirror image does not change are symmetrical.]

Q4. Activity: Increase in the brightness by increasing the number of cells.

Things needed: Dry cell, torch bulb, copper wires.

Method: Take a dry cell and a torch bulb. Connect the bulb to the cell. Notice the brightness of bulb. Now connect two cells in the circuit and again notice the brightness of bulb. Repeat with three cells.

a) Does the brightness of bulb increase or decrease. Note down your observations.

b) We should not touch electrical appliances with wet hand. Saloni wants to explain this to her younger brother. Depict this situation in the form of dialogues between the two.

Q5. Activity: Compose a story using coloured pictures with a message to reduce wastage of water.

Q6. Activity: Find out if there any provision of rain water harvesting in your house building, or in your village. Make a brief note about its utility and working.

Q7. Activity: Purification of Water: Collect some water and then try to purify it for drinking purpose.

1. Take water in a pan and boil it; and then filter it.

2. Take some water and add chlorine tablet in it and then filter it.

3. Take some water in another pan and then put alum in it, and after some time filter it.

Observation: Then observe each case and try to find out which pan is having unclean water and suggest which one is a good method in all the three.

Q8. How can you, as an individual, reduce the threat of plastic pollution to our environment?

[Hint: 4 R&#39;s]

Q9. Activity: Various waste items used in home can be recycled and reused to make beautiful decorative pieces. Think about them and write down any two ideas of yours in this regard.

### **Mathematics**

Day 1: Do try these and examples of Chapter 11 from NCERT book

Day 2: Draw and solve a SUDOKU .

Day 3: Do try these and examples of Chapter 10 from NCERT book

Day 4: Collect information about 5 Indian and 5 international Mathematicians

Day 5: Do try these and examples of Chapter 9 from NCERT book

Day 6: Practice Mathematics topics from Dinolab.

Day 7: Do try these and examples of Chapter 8 from NCERT book

Day 8: Practice Mathematics topics from Dinolab

Day 9: Practice Mathematical operations based questions of 5 and 6 digit numbers.

### **SOCIAL STUDIES**

#### **Social Science**

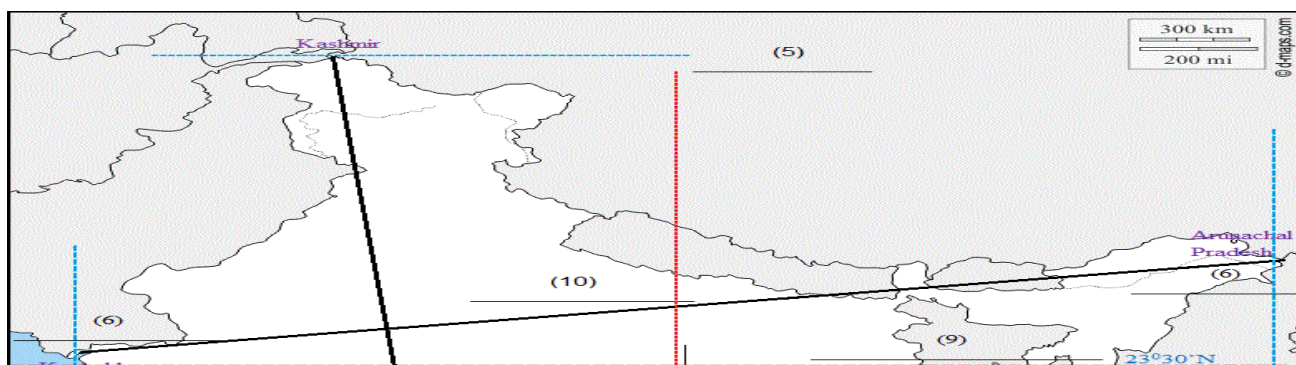
##### **Day 1**

##### **Geography**

##### **Chapter- 7 Our Country –India**

##### **Map work**

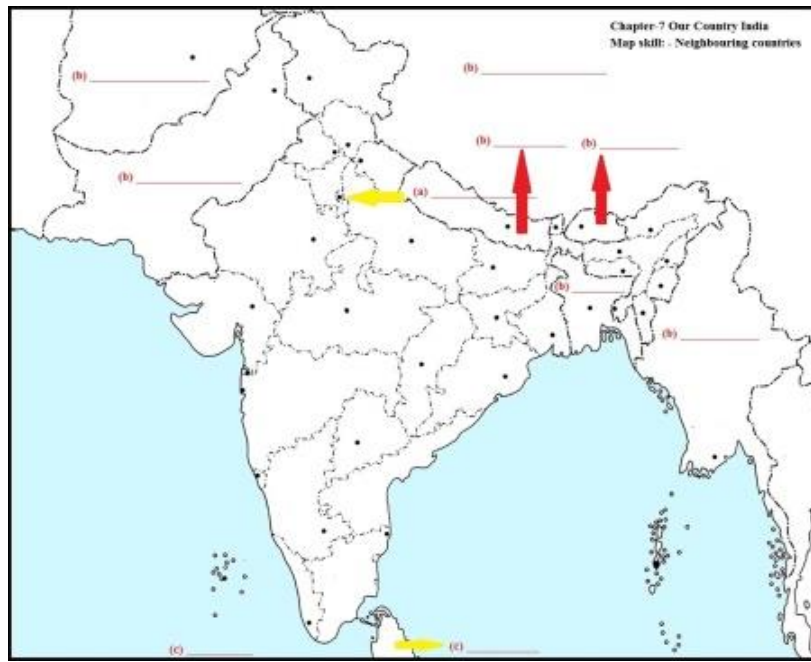
1. Sea lies to the East of India.
2. Sea lies to the West of India.
3. The island group of India lying in the Arabian Sea.
4. The island group of India lying in Bay of Bengal.
5. The Northern and Southern most latitude of the India in degree.
6. The Eastern and Western most Longitude of the India in degree.
7. The strait separating Sri Lanka and India.
8. Standard Meridian of India.
9. The latitude passes halfway through the country.
10. The East-West extent of India from Kuchchh to Arunachal Pradesh
11. The North-South extent of India from Kashmir to Kanyakumari.



## Day 2

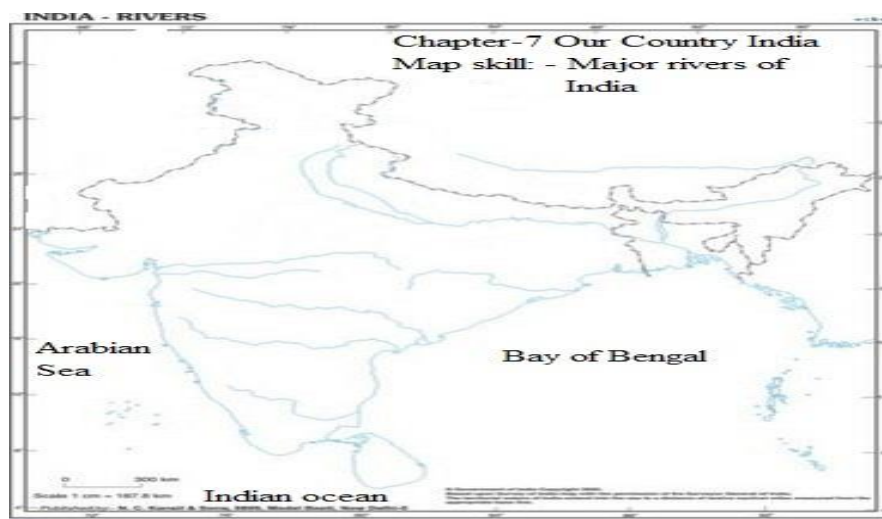
### Map work

- (a) Capital of India
- (b) Land neighbour of India
- (c) Sea/island neighbour of India



## Day 3

Q.3 Name the following Rivers given in the map.



**Note\*** - Take print out of Map and paste it in Geography notebook after completion

## Day 4

Complete the **Chapter 7 Our Country** assignment in geography notebook



**Day 5****Civics**

**Chapter 8 Rural Livelihood** – Paste 3 pictures of farming activity and 3 pictures of Non-farming activity in Civics notebook.

**Day 6****Civics**

**Chapter 5 Panchayati Raj system in India** – Draw diagram of three tier system of Panchayati Raj in India (PRIs) system and list down the power and function of Gram Panchayat.

**Day 7****History**

**Chapter 7 Ashoka The Emperor Who Gave Up War** – Mark the empire of Ashoka and its capital in India's Physical map and paste it in notebook.

**Day 8****History**

**Chapter 7 Ashoka The Emperor Who Gave Up War** – Collect few pictures of Pillar edits and Rock edits (inscriptions) of Ashoka and paste in notebook.

**Day 9****Civics**

**Chapter 8 Rural Livelihood** – Write at least 6 difference between Rabi and Kharif crop in civics notebook.

**SANSKRIT**

क्रम संख्या	दिनांक	विषय
1.	01/01/2022	संस्कृत की पाठ्यपुस्तक से पाठ-10 व पाठ-14 याद करें।
2.	02/01/2022	विमानयानं रचयामः, मातुल चंद्रः कविता को लयबद्ध गाएं व कविता को कंठस्थ याद करें।
3.	03/01/2022	कपि व साधु के रूप लिखें व याद करें।
4.	04/01/2022	गम् व स्था धातु के लट्, लृट् व लङ् (तीनों कालों) में रूप लिखें व याद करें।
5.	05/01/2022	1-50 तक संस्कृत में संख्या लिखें व याद करें।
6.	06/01/2022	a-3 शीट पर संस्कृत में पाँच फलों, फूलों व पशुओं के नाम लिखें व चित्र भी बनाएं।
7.	07/01/2022	संस्कृत में 10 लाइन के पाँच सुलेख लिखें।
8.	08/01/2022	10 द्वित्व व्यंजन वाले कठिन शब्दों का वर्ण-विच्छेद करें। 10 द्वित्व व्यंजन वाले कठिन शब्दों का वर्ण-संयोजन करें।
9.	09/01/2022	संस्कृत में कोई भी 5 सूक्तियां (सुविचार) अर्थ सहित चार्ट पेपर पर सुंदर व स्वच्छ लेख में रंगों का प्रयोग कर लिखें।

**Computer**

1 Jan 2022	Learn and prepare all work done in class.
2 Jan 2022	Design E- Greeting card by adding video, audio, animation to make it more attractive
3 Jan 2022	Write about these famous personalities from IT World. Steve Jobs,Bill Gates, Linus Torvalds, Tim Berners-Lee & James Gosling in a File.
4 Jan 2022	Write difference between Hackers and crackers.
5 Jan 2022	Make List on 20 browsers and 20 search engine with image.
6 Jan 2022	Design Presentation on Global Warming
7 Jan 2022	Write difference between third and fourth generation computer
8 Jan 2022	What is operating system? Write features of window 10.
9 Jan 2022	Difference between DVD and CD