

ITBP PUBLIC SCHOOL

CLASS-II

HOLIDAY HOMEWORK 2023-24




Dear Parents

It is summer vacation time again, a time to relax as well as fruitfully occupy the children in various scholastic and co-scholastic areas. Keeping this in mind, our teachers have painstakingly designed interesting Projects / Assignments for children to be completed during the summer vacation. This would encourage in-depth learning, strengthen concepts and prepare ground for improved academic output. As parents, kindly motivate and lend support to your children and ensure that they complete the given work well-in-time and to the best of their ability. Your encouragement can actually make a huge difference to the ultimate learning outcome of these projects. We would be happy if parents encourage children to work on their own.

HOLIDAY ASSIGNMENT FOR PARENTS

- **Have at least two meals together with your ward**
- **Let them wash their own plate after every meal**
- **Allow them to help in cooking.**
- **Converse in English with your child.**
- **Let them make their own vegetable and fruit salad.**
- **Enroll your ward in co-curricular activities.**
- **Visit grandparents and let your child build bond with them.**
- **Encourage your ward to raise a kitchen garden by planting seeds.**





ENGLISH

🌸 Gateway to good handwriting: Write 10 pages to improve your handwriting.

🌸 Read books and make summer time memorable.

- i. Cinderella
- ii. Hansel and Gretel
- iii. Rapunzel
- iv. The blue umbrella
- v. Harry Potter

Pick out ten new words from the story. Make a beautiful Pictionary by writing these words, their meaning and a picture related to the word.

Use your creativity to prepare a colourful sketch of your favourite character in A-4 size sheet.

🌸 Prepare a story for story telling competition with proper action and stick puppet.

🌸 Draw charts according to ROLL NO.

1-10 NOUNS

11-20 PRONOUNS

21-30 ADJECTIVES

31-40 PREPOSITION

MATHS



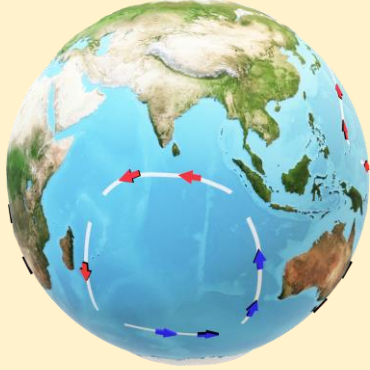
- 🌸 Learn and revise all topics done so far.
- 🌸 Do page no.13, 18, 50, AND 54 in rapid fire book only.
- 🌸 Make a folder with handmade sheet and decorate folder using mathematical shapes, design, symbols and signs.
- 🌸 Learn tables 2-5
- 🌸 Make the following charts according to roll no.

Roll no. 1-10 – Counting chart (1-999)

Roll no. 11-20 – Number names (101-200)

Roll no. 21-30- Shapes chart

Roll no. 31-40 – Tables chart(2-10)



E.V.S




LEARNING BY DOING

- I. Practice tying shoe and buttoning up your shirt.
- II. Keep your room clean and well organized.
- III. Help your parents with daily chores.
- IV. Don't forget to spend time with your grandparents and help them.
- V. Plant a tree and nurture it. Click the picture of its growth and paste it in scrapbook.

Roll no. 1 to 10- Make a phone diary using papers from old notebook. Decorate your diary with pictures from old wedding cards and greeting cards. Write phone number of your parents, grandparents, two neighbours, fire brigade, police station, ambulance, your family doctor, friends and one agency where we can send our leftover food for the needy etc.

Roll no. 11 to 20- Watch the program 'MAD' on Pogo channel and make any one thing using the waste things.



- 🌸 Roll no. 21 to 30- Make an eco friendly paper by using newspaper. Write a slogan to save environment on it.



- 🌸 Roll no. 31 to 40- You can use ice cream sticks, spoons and cups to create different types of houses (temporary and permanent). You may decorate your house using paint, buttons and cutouts of pictures from old magazine.



🌸 POSTER MAKING-

Make a poster on animals and their places of living (paste pictures).

OR

Make a colourful poster with title 'Healthy diet, gives you might' (you can paste pictures)

OR

Make a poster by pasting the pictures of all seasons. Also write their names.

🌸 PROJECT-

Make a model of any one internal organ.

OR

Make a model of any one external organ.

- 🌸 Let us all make colourful and beautiful flash card according to your roll nos.

Roll no. 1 to 7- Types of families and My school.

Roll no. 8 to 14- Festivals (min. 5)

Roll no. 15 to 20- Means of transport

Roll no. 21 to 26- People who help us (community helpers)

Roll no. 27 to 32- Types of animals

Roll no. 33 to 38- Place of worship

(Note- Size of each flash card should be 10 X 10 inches

Cover your flash card with cellophane paper)



हिंदी

- ❁ सुलेख पुस्तिका में 15 सुलेख लिखिए।
- ❁ किन्ही 10 विलोम शब्दों के आकर्षक फ़्लैश कार्ड या मॉडल तैयार करें।
- ❁ पंचतंत्र की कहानी पढ़ें व उनसे सम्बंधित किन्ही 2 जानवरों के मुखौटे बनाएं।
- ❁ चार्ट पेपर पर गर्मियों की छुट्टियों में घूमने गए किन्ही 5 जगहों की सचित्र सूची बनाएं।
- ❁ कक्षा में कराया गया सभी कार्य याद करें।

NOTE: - Take printout of the following worksheet and solve it.

ENGLISH WORKSHEET

Q1. Change the gender of the following words

MASCULINE	FEMENINE
MAN	
	MOTHER
SON	
	WIFE
UNCLE	
	GRAND MOTHER
COCK	
	LAND LORD
KING	
	MARE

Q2. Unscramble the following words

a. OANRGE - _____

b. ERPA - _____

c. ANABAN - _____

d. PPYAA - _____

e. MNAGO - _____

f. ALPEP - _____

g. YRRECH - _____

Q3. Write plural form of the following.

ONE	MANY
BOOK	
PEN	
PET	
DOLPHIN	
MAP	
CUP	
CARROT	
VOLCANO	
DAY	
MANGO	

MATHS WORKSHEET

RIDDLES AND CODES

Use the secret code given below to answer these riddles.

a) What can run but can't walk?

20 2 12 6 5

b) What has hands but no arms?

19 17 3 19 1

c) What is made that can't be seen?

9 3 16 13 6

d) What goes up and down without ever moving?

13 12 2 16 5 19 2 13 6

e) What belongs to you but is used more by others?

8 3 7 5 9 2 15 6



1	2	3	4	5	6	7	8	9	10	11	12	13	14	15	16	17	18	19	20
K	A	O	P	R	E	U	Y	N	F	H	T	S	D	M	I	L	B	C	W

HAPPY



HOLIDAYS

