

# ITBP PUBLIC SCHOOL



**CLASS IV**

**SUMMER VACATION HOLIDAY  
HOMEWORK (2022-23)**

## Coordinator's Message

Dear Students,

Summer Vacation is synonymous with fun and frolic, going for picnics, playing for long hours, exploring new places and much more.....But, dear children, there is a lot more you can do to make your vacation more interesting and meaningful. We have planned some interesting activities for you. So get ready to enjoy your summer vacation!

Here is an "LEARNING TREASURE" for you. All the best and have FUN!

When the school reopens bring back your TREASURE,

To go through it will be our PLEASURE!

**Geetanjali Sharma**  
**Coordinator**


Dear Parents,

The school will remain closed for SUMMER VACATION from 17-May-2022 to 30-June-2022. The school will re-open on 1st - July-2022 (Friday) at its usual time. Sufficient "HOME WORK" for summer vacation has been given to the students.



**Note:** - Parents are requested to just guide and help their wards and let the student do their homework themselves as only the child's original work will be appreciated.

**Geetanjali Sharma**  
**Coordinator**

# HOLIDAY RULES




HOLIDAY RULES



You may have as much time on the Ipad/TV as you like – as long as all of these jobs have been done before you turn on the screen.

- Have you:
  - Made your bed
  - Had Breakfast
  - Dressed
  - Brushed your teeth
  - Brushed your hair
- 20 Minutes of reading
- 20 Minutes of writing or colouring
- Clean up 1 room (TV room / Bedroom)
- Played outside for 30 minutes
- Made or built something creative (lego, craft, sand etc.)
- Helped someone in the family (ask if there is a job you can do, if you can't think of something yourself)

..... Then you can watch TV/ Play the iPad



RULE YOUR  
MIND OR IT  
WILL RULE YOU.

BUDDHA

## HINDI

1. 15 दिन अखबार से सात मुख्य सुर्खियाँ लिखिए।
2. "मेरे प्रिय भोजन " विषय पर चित्र सहित अनुच्छेद लिखिए।
3. "पंचतंत्र" और "मुंशी प्रेमचंद" की कहानियां पढ़ें और उसमें से कोई 1 कहानी चित्र सहित अपने शब्दों में लिखें और कहानी से मिलने वाली शिक्षा लिखें।
4. वचन बादलों से संबंधित कोई पाँच कार्ड बनाये।

## ENGLISH

1. Write 8 to 10 lines on how you spent your summer vacations with your family and stick some pictures showing how you spent your vacations. This is to be done on A4 size sheets.
2. Read at least two story books out of the list of books given below.
  - a) Beauty and the Beast
  - b) Sleeping beauty
  - c) Little Red Riding Hood.
  - d) Rapunzel
  - e) Champak magazine.Write any 10 new words in the alphabetical order. Write their meaning and make sentences with them. Do this on A4 size sheets.
3. Do one page in your cursive handwriting book for 15 days. Do this on A4 size sheets.
4. Revise all the chapters and topics done in Notebook.
5. Write 5 line on places you have visited in your summer break. Do this on A4 size sheets.

## MATHEMATICS

- 1: In each ?, choose a sign, +, -, x, ÷ to make the calculation correct, you can use each sign only once. Do it on A4 size sheet
- a)  $12 ? 8 = 4$
  - b)  $24 ? 3 = 8$
  - c)  $9 ? 6 = 54$
  - d)  $50 ? 25 = 75$
- 3: Make a chart showing 2D Shapes Triangle, Square Rectangle and Circle using cut-outs and cotton.
- 4: Collect 10 items from your kitchen and mention their name alongwith MRP and expiry date on A4 Size sheet.
- 5: Learn and write tables from 6 to 15.
- 6: Measure 10 things that are available in your home using your arm and feet. Write name and it's measurement on A4 size sheet.

# EVS

1.Purification of Water: Collect some water and then try to purify it for drinking purpose.


- Take water in a pan and boil it; and then filter it.
- Take some water and add a chlorine tablet in it and then filter it.
- Take some water in another pan and then put alum in it, and after some time filter it.

Observation: Then observe each case and try to find out which pan is having unclean water and suggest which one is a good method in all the three.

2.Showing your creativity, depict different weather conditions like cloudy, windy, sunny, rainy, foggy, snowy, etc. (Refer below pictures or use your own creativity)

Note: Activity to be done neatly on A4 sheet.

3.Does moon light originate from the moon only? Paste the pictures of increasing and decreasing sizes of moon. Find out the reason for this increase or decrease in size and write the name of different phases of moon.

Sr. No.	Phases of Moon (Paste picture)	Name of the phase	Reason of increase/ decrease
1.		New Moon	When the Moon is between Earth and the Sun
2.			
3.			
4.			
5.			
6.			
7.			
8.			

Note- Complete the table.

4. Visit your favourite place (or any of your relative places) and write a few lines about different stoppage points during your journey (different food you eat, special things about that place) and different modes of transport which you use to visit that place.

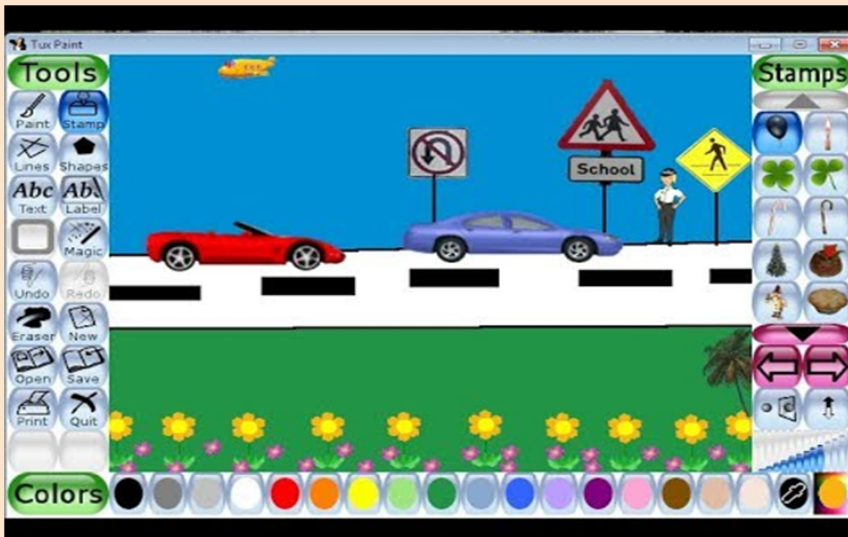
Sr. No.	Name of Stoppage	Food items eaten (Healthy)	Food items eaten (Unhealthy)	Modes of transport used to reach	Time taken to reach

## GK

1. From the newspaper, Note down maximum and minimum temperature for 10 days on A4 size.
2. Write down all the Indian states, Union Territories their capitals in the notebook and mark them on a political map of India.
3. Paste cut outs of any 5 news headlines on daily basis for a week in GK notebook.

## COMPUTER

1. Draw this picture in Tux-Paint



2. Solve the worksheet.

**Tick [✓] the correct answer.**

- ..... is a drawing program designed for kids.  
a. Tux Paint  b. MS-Word  c. WordPad
- ..... tool is used to draw different filled or unfilled shapes.  
a. Paint  b. Shapes  c. Magic
- ..... tool is used to paste pre-drawn images on canvas.  
a. Lines  b. New  c. Stamp
- In which tool will you get 'Fill button'?  
a. Paint  b. Text  c. Magic

**Write 'T' for True and 'F' for False statements.**

- Paint tool is used to draw a shape of your choice.
- Toolbar contains drawing and editing tools.
- Lines tool is used to make freehand drawings.
- Quit tool is used to close the drawing.

**Match the name of the tools with its picture.**



PAINT TOOL
SHAPES TOOL
FILL BUTTON
STAMP TOOL
MAGIC TOOL
LINES TOOL



- Look at the picture and type the name of the magic tool effect applied in the picture.
- Revise the work done in class.

## MUSIC and ART

**ART:** 1. Activity Name - Moving Clown Toy

2. MATERIAL REQUIRED :- a) ivory sheet b)oil pastel colour or poster colour c) paper glass d) straws e) fevicol f) scissors g) cello tape

LINK:- <https://youtu.be/YtKSbGcpdn4>

**MUSIC:**

- Write one Non - Filmy Patriotic song in your music notebook.
- Learn school prayers.
- Paste a picture of any one Popular Singer and One Musician in your music notebook and write an introduction about that personality.

## HAPPINESS CLASS and CREATIVITY ACTIVITIES

1:-Think out of the box. Find a large cardboard box and see what you can come up with. It could become a robot costume, plane, puppet theater and so on.

2:- Prepare a dish from a recipe book

3. Give a life

To do:- Plant a sapling near to your house.

Take care of it and tell it's benefits to people around you.

4:-Health boost

To do:- Make a refreshing drink for yourself and family.

Ingredients:-Lemon,water,mint leaves,cucumber (one slice),pinch of salt and sugar.

## **SPORT**

- 1.Getup early in the morning and do some outdoor activities like biking, swimming, running, jump rope, balloon volleyball etc...
2. Do Yoga practice.
- 3.Drink more liquid and eat healthy food .
- 4.Paste the picture of your favorite sports person and write about him /her on A4 size sheets



