

ITBP PUBLIC SCHOOL



SUMMER VACATION HOLIDAY HOMEWORK (2022-23)

Coordinator's Message

Dear Students,

Summer Vacation is synonymous with fun and frolic, going for picnics, playing for long hours, exploring new places and much more.....But, dear children, there is a lot more you can do to make your vacation more interesting and meaningful. We have planned some interesting activities for you. So get ready to enjoy your summer vacation!

Here is an "LEARNING TREASURE" for you. All the best and have FUN!

When the school reopens bring back your TREASURE,

To go through it will be our PLEASURE!

Geetanjali Sharma
Coordinator

Dear Parents,

The school will remain closed for SUMMER VACATION from 14-May-2022 (Saturday) to 30-June-2022 (Thursday). The school will re-open on 1- July-2022 (Friday) at its usual time. Sufficient "HOME WORK" for summer vacation has been given to the students.

Note: - Parents are requested to just guide and help their wards and let the student do their homework themselves as only the child's original work will be appreciated.

Geetanjali Sharma
Coordinator

Follow this Screen Time Contract, To make this vacation more
FUN



The graphic features a smiling sun wearing sunglasses on the left, the title 'Summer SCREEN TIME CONTRACT' in the center, a smartphone icon on the right, and a small illustration of two children in the top right corner.

HAVE YOU

<input type="checkbox"/> Brushed Your Teeth	<input type="checkbox"/> Eaten Breakfast
<input type="checkbox"/> Brushed Your Hair	<input type="checkbox"/> Made Your Bed
<input type="checkbox"/> Gotten Dressed	<input type="checkbox"/> Completed Chores

GREAT, Now You Can Start Earning Screen Time.
For every 30 minutes you spend doing one of these activities, you can earn 15 minutes of screen time.

- Read a Book
- Exercise Your Creativity (Draw, Paint, Journal, Make a Craft)
- Build Something (Legos, Blocks, A Fort)
- Play Outside
- Work in Your Summer Workbook
- Play a Board Game
- Listen To Music/ Have a Dance Party



HINDI

- 1) 20 पृष्ठ सुलेख लिखिए।
- 2) पाठ्य पुस्तक में पाठ 1 से 5 तक पढ़ कर 10 शब्दों का श्रुतलेख लिखो।
- 3) अपने अवकाश में कहानियों की पुस्तक पढ़ें।
- 4) अपनी कॉपी में 10 संज्ञा शब्द अर्थात् किन्हीं 10 व्यक्ति, 10 वस्तुओं, 10 स्थान एवं 10 जानवरों के नामों की सूची बनाओ और उनके चित्र चिपकाओ।
- 5) कार्य पत्रिका करें
कार्य पत्रिका 1:

नाम: _____

मन करता है

विषय: हिन्दी

कक्षा-तृतीय _____

दिनांक: _____

1. खाली स्थान भरें :

मन करता है _____

_____ लगाऊँ ।

मन करता है _____

सब तारों _____ ।



2. आप बड़े होकर क्या करना चाहते हो उसके बारे में लिखिए ।



3. जोड़े मिलाओ :



पतंग
उड़ाऊँ

पापा बनकर

सूरज बनकर

कोयल

चिड़िया

चर्खी लेकर



मीठे बोल

आसमान
में दौड़

शोर मचाऊँ



मूँछ
बढ़ाऊँ



4. नीचे दिए गए कविता को पढ़कर पूछे गए प्रश्नों के उत्तर दीजिए:

मन करता है तितली बनकर
दूर - दूर उड़ता जाऊँ ।
मन करता है कोयल बनकर
मीठे - मीठे बोल सुनाऊँ ।
मन करता है चिड़िया बनकर
चीं- चीं चूँ - चूँ शोर मचाऊँ

(i) 'ऊँ' से अंत होने वाले शब्द छँटकर लिखिए ।

(ii) नाम वाले शब्द छँटकर लिखिए ।

(iii) काम वाले शब्द छँटकर लिखिए ।

(iv) शोर कौन मचाता है - चिड़िया या कोयल ?

6. कविता में कौन सी रंग की पतंग उड़ाने को कहाँ है? पतंग का चित्र बनाकर रंग भरा ।



कार्य पत्रिका 2:

विलोम (विपरीत) शब्द

विपरीत शब्द लिखो।


छोटा	X	_____
दूर	X	_____
नरम	X	_____
सीधा	X	_____
इधर	X	_____
रात	X	_____
सुबह	X	_____

विपरीत शब्द पर गोला लगाओ।

रात -	सुबह	शाम	दिन	कल
नरम -	गरम	शर्म	ठंडा	धुप
छोटा -	बड़ा	खोटा	मोटा	सीधा
ठंडा -	गरम	नरम	पीला	गोरा
मोटा -	छोटा	पतला	हल्का	भरी

कार्य पत्रिका 3:

नीचे दिए गए बंदर पर रंग भरें और पाँच वाक्य लिखें ।



ENGLISH:

1. Answer the following : (Do on file sheets only and make a folder)
 - a) Write 5 sentences about the family.
 - b) Write 10 good habits.
 - c) Describe with 5 sentences about your festival.
 - d) What are the 3 games that you would like to play during summer vacation?

2. Make a wishing wand using icecream stick and paper.
Write 2 wishes you want to learn in 2022 on the star.



3. Do following worksheets:

Worksheet 1 :

Make 5 words from the word- 'TRANSPORTATION'.(Do on file sheets only and make a folder)

Transportation means moving people or things from one place to another. One word has been made for you:

SPORT

- a) b) c) d) e)

Worksheet 2:

Q1- Arrange the words in alphabetical order:

Fruit, Apple, Seeds, Plants, Morning, Sweet, Pie, Candle, Round, Banana

Q2- Tick the correct spelling:

1. Afraid_____ Afreid_____
2. Ballon _____ Balloon_____
3. Thisty _____ Thirsty_____
4. Beautiful_____ Beutiful_____
5. Chicken_____ Chiken_____

Q3) Guess the name of the animal who makes the following sounds:

- | | | |
|----------|-----------|----------|
| a) Hiss- | d) Neigh- | e) Roar- |
| b) Meow- | c) Woof- | |

Worksheet 3:

Q1) Write the proper noun for the given common noun:

- | | | |
|----------------|-------------------|------------------|
| a) River _____ | c) Flower _____ | e) Country _____ |
| b) Story _____ | d) Mountain _____ | |

Q2) Find the meanings of the words:

- | | | |
|-----------|--------|------------|
| a) Reward | b) Joy | c) Beneath |
|-----------|--------|------------|

Worksheet 4:Comprehension:

My Book

My name is Shelly. My teacher gave me a story book today.

I like the pictures of the book. I read the story book before sleeping.

I keep my book safe in the bookshelf.

1. Who gave Shelly the story book?
a) Mom b) dad c) teacher
2. What did Shelly like about the book?
a) Cover b) pictures c) color
3. What did Shelly read before sleeping?
a) Story book b) novel c) comic
4. Where did she keep her book?
a) Table b) bookshelf c) drawer

MATHEMATICS

1. Prepare cards (10 cm x 10cm) of capital alphabets A to Z and digits 0 to 9 and check which alphabets can be divided into similar mirror halves by a dotted line.

2. Write down the numbers of any five vehicles you can see around. Draw its picture and then mention:

- (a) Number Name
- (b) Expanded Form
- (c) What comes after that number
- (d) What comes before that number

(Do on file sheets only and make a folder)

3. Watch any 2 cricket matches and note down the scores of all the players, then find out:

- (a) Highest scorer
- (b) Lowest scorer
- (c) Players scoring century
- (d) If any player scores equal runs in it.
- (e) Total runs of both the innings.

(Do on file sheets only and make a folder)

4. Solve the attached worksheets. (Solve these on file sheets only)

Worksheet 1:

1 Guess the words by looking at these halves and complete the following. First one has been done for you.

(a) **BOOK**

BOOK

(b) **WIDE**

(c) **DEET**

(d) **WIVE**

(e) **WOCK**

(f) **WEEK**

(g) **CODE**

(h) **CHIN**

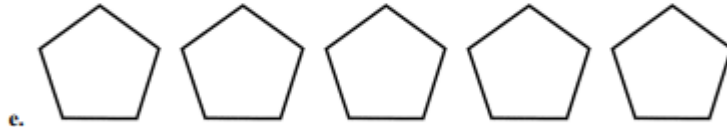
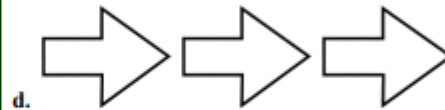
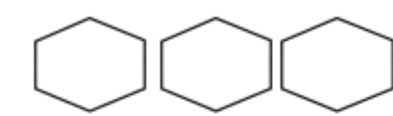
(i) **E**
C
A
1

(j) **F**
A
1

(k) **1**
C
N

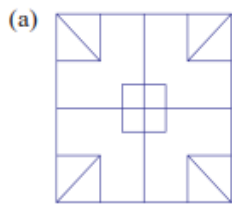
Worksheet 2:

Draw as many different symmetry lines as you can into these shapes



Worksheet 3:

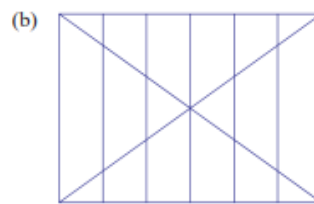
1 Count the number of rectangles, triangles and squares in the given shapes.



(i) Number of triangles =

(ii) Number of squares =

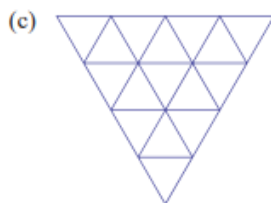
(iii) Number of rectangles =



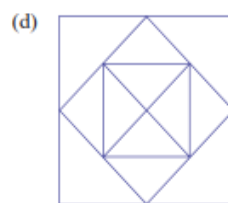
(i) Number of triangles =

(ii) Number of squares =

(iii) Number of rectangles =



(i) Number of triangles =



(i) Number of triangles =

(ii) Number of squares =

Worksheet 4:

1) 16×22

x	10	6
20		
2		

Answer _____

2) 24×34

x	20	4
30		
4		

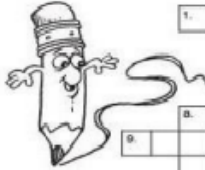
Answer _____

1)
$$\begin{array}{r} 68 \\ \times 54 \\ \hline \\ \hline \\ \hline \end{array}$$

2)
$$\begin{array}{r} 49 \\ \times 18 \\ \hline \\ \hline \\ \hline \end{array}$$

Cross-Number Puzzle

Multiply. Write the number word for each product in the puzzle. Don't forget the hyphens!

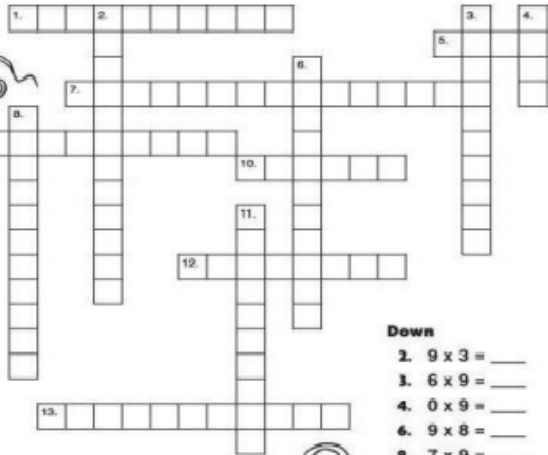


Across

- 1. $9 \times 5 =$ _____
- 5. $1 \times 9 =$ _____
- 7. $9 \times 12 =$ _____
- 9. $4 \times 9 =$ _____
- 10. $9 \times 10 =$ _____
- 12. $2 \times 9 =$ _____
- 13. $9 \times 11 =$ _____

Down

- 2. $9 \times 3 =$ _____
- 3. $6 \times 9 =$ _____
- 4. $0 \times 9 =$ _____
- 6. $9 \times 8 =$ _____
- 8. $7 \times 9 =$ _____
- 11. $9 \times 9 =$ _____



EVS

1. Water in its liquid form can dissolve many substances in it. Put two teaspoons of sugar, salt, sand, soil, wax and some bits of wool in a jar filled with water. Stir it well. List the substances that get dissolved in it.

Sr. No.	Name of the object	Dissolved	Not dissolved
1.	Sugar		
2.	Salt		
3.	Sand		
4.	Soil		
5.	Bits of wool		

2. Collect photographs that show how the members of your family looked at different times. Make your own album. You can consider following points

- Different age group (Childhood, Adult age and now)
- While doing different work like- Mother/Aunt going shopping, while cooking food, going for a party. etc.
- Grandfather/Father/Uncle going for office/work, going for a function, going for temple
- Siblings going for school/ going for laying/ doing different pranks or different funny activities

3. Collect and paste 5 different means of transport in your EVS notebook and write 3 lines about each.

4. Do the following Worksheets : **CHAPTER: 1 POONAM'S DAY OUT**

WORKSHEET - 1

Q.1 Draw a plant and write the name of its parts:-

Q2. Name the trees or plants which give us:-

(a) medicine: _____

(b) perfume: _____

(c) fruit: _____

(d) vegetable: _____

Q3. Give an example of:-

(a) a beautiful bird with blue green long feather: _____

(b) an animal which gives us wool: _____

(c) an animal which gives us milk: _____

(d) an animal with four legs: _____

(e) an animal with no legs: _____

Q4. What are the different types of plants?

CHAPTER:3 WATER 'O' WATER

WORKSHEET - 2

Q1. Answer the following:

A. Write three sources of water:-

(a) _____ (b) _____ (c) _____

B. Name the three forms of water:-

(a) _____ (b) _____ (c) _____

C. Name three rivers:-

(a) _____ (b) _____ (c) _____

D. Write three uses of water:-

(a) _____ (b) _____ (c) _____

Q2..Fill in the blanks:-

- (a) _____ is the solid form of water.
- (b) _____ is the gaseous form of water.
- (c) _____ is a huge source of salty water.
- (d) _____ is the purest form of water.
- (e) Always _____ your hands before eating food

Q3. DRAW, NAME AND COLOUR TWO SOURCES OF DRINKING WATER:-

CHAPTER : 4 OUR FIRST SCHOOL

WORKSHEET - 3

Q.1. Match the following relationship:-

- | | |
|-------------|-------------|
| A | B |
| Father | Wife |
| Husband | Aunt |
| Grandfather | Sister |
| Uncle | Grandmother |
| Brother | Mother |

Q.2. Name five members of you family and their relationship with you:-

Name of the Family Member	Relationship with you

Q.4. How do you address these relations:-

- (a) Father's father: _____
- (b) Father's sister: _____
- (c) Mother's mother: _____
- (d) Mother's brother: _____
- (e) Mother's sister: _____
- (f) Uncle's children: _____
- (g) Mother's father: _____
- (h) Mother's sister: _____

Q.5. Think and write:

- a) When I am sad, I go to my _____
- b) When I want to know about my past, I go to my _____
- c) When I want to share my secrets, I go to my _____
- d) When I do something wrong, I go to my _____

WORKSHEET -4

Q.1. Draw a family tree and write the names of your family members:-

CHAPTER: 5 CHHOTU'S HOUSE

WORKSHEET - 5

Q1. Encircle the odd one out

- A. Television, sofa, Bed, Centre table.
- B. Bed, Almirah, Gas stove, Dressing table.
- C. Bucket, Tub, Bed, Towel-holder.
- D. Gas stove, Fridge, Shower, Almirah

Q2. Name the things used to decorate your house

Q3. Name the uninvited guests who live in your house.

Q4. Each part of your house has different type of objects make a list of objects.

Q5. Draw a house and decorate this house as you like.

GK

1 - Write names of all important Union Ministers and Chief Ministers of all the states and paste their pictures also on A4 size sheets.

2 - Write top 5 Weekly headlines in A4 sheets

COMPUTER

1. Prepare a scenery in MS Paint.

2. Draw and Paste the tool used in paint for drawing in classwork notebook.

3. Prepare a birthday greeting card in MS Paint and send it in tiwarypoonam@rediffmail.com
4. Paste or draw a different hardware parts of computer and write two lines for that part in classwork notebook
5. Revise the work done in class.

MUSIC and ART

ART:

Activity Name - Paper Robot Toy (Moving Paper Craft)

Material required - a) pastel sheets (different colour) b) glitter sheet c) safety scissors d) googly eyes

LINK:- <https://youtu.be/C7uUqYwV1WU>

MUSIC:

1. Write one Non - Filmy Patriotic song in your music notebook.
2. Learn school prayers.
3. Paste a picture of any one Popular Singer and One Musician in your music notebook and write an introduction about that personality.

HAPPINESS CLASS and CREATIVITY ACTIVITIES

Activity 1:-Refreshing magical drink

Make a healthy drink using lemon, mint leaves, chaat masala, cucumber slices, chia or basil seeds. Drink it yourself and serve it to your family and make them feel refreshed in this scorching heat.

Activity 2 :- Smile on a stick

Get some straws or lolly sticks. Using paper plates cut out a smile and colour it in red for lips. Stick the smile to a stick and hold it up to your face.

Remind yourself to stay happy each day.

Activity 3 - Give a life

To do:- Plant a sapling near to your house.

Take care of it and tell its benefits to people around you.

Benefits:-

1. Sensitization towards the environment.
2. Oxygen boost.
3. Saving trees value inculcation.

SPORT

1. Get up early in the morning and do some outdoor activities like biking, swimming, running, jump rope, balloon volleyball etc...
2. Do Yoga practice.
3. Drink more liquid and eat healthy food.



ENJOY

Summer

HOLIDAYS

