

ITBP public school, Dwarka
Winter holiday homework, 2024-25
Class 2



Dear children,

We wish you all a happy new year! Let us thank the almighty God for his blessings and keeping us safe and healthy this year.

The winter break comes to our mind festivities, fun, frolic and much needed relaxation. It is the perfect time to spend quality time with our lovely family. Take good care of yourself, eat healthy food, exercise daily and read as many storybooks as you can. So enjoy your holidays, sleep some more in the morning, drink hot soups and have lot of fun!

Along with all the merriment and the fun filled days, do revise the lessons and concepts learnt in class and practice the attached worksheets.

Kindly note the following points.

- Practice Hindi and English handwriting on daily basis.
- Do the attached worksheets.
- Learn 5-6 spellings daily.
- Try to communicate in English start with short sentences.





A. Daily Reading Assignment:

1. Read one new story daily. (at least 5)

2. Follow these steps:

- a. Pick new words and find their meanings.
- b. Frame sentences using these words.

Identify and write the following in a separate notebook:

Nouns, Pronouns, Verbs, Adjectives, Adverbs, Preposition, Interjections

Do this work in separate notebook. Make a beautiful cover page of that notebook with colourful cover.

A big, bold font with the book title: “My English Treasure”.



B. Prepare 3D model of the following topics

- 1. Punctuation Roll no 1- 10**
- 2. Interjection Roll no. 11-20**
- 3. Parts of speech Roll no. 21- 30**
- 4. Articles Roll no. 31-40**

PICTURE DESCRIPTION

Look at the picture and describe in 5 sentences. Use adjectives and preposition to describe the picture.



MATHS REVISION ASSIGNMENTS

Q.I. Multiply these numbers:

T	0
2	6
×	3

T	0
1	6
×	5

H	T	0
	9	3
	×	4

H	T	0
	5	4
	×	7

Q. II. Write the repeated addition as multiplication:

a) $2 + 2 + 2 + 2 = \underline{\hspace{2cm}} \times \underline{\hspace{2cm}} = \underline{\hspace{2cm}}$

b) $7 + 7 + 7 + 7 + 7 = \underline{\hspace{2cm}} \times \underline{\hspace{2cm}} = \underline{\hspace{2cm}}$

c) $6 + 6 + 6 + 6 + 6 = \underline{\hspace{2cm}} \times \underline{\hspace{2cm}} = \underline{\hspace{2cm}}$

Q.III. Fill in the blanks:

a) When two numbers are multiplied, answer is called .

b) When two numbers are multiplied in any order, answer remains the same. This is called the of multiplication.

c) When we multiply any number with 1, we get the number.

d) $32 \div 4 = 8$, In the given equation 32 is called

Q. IV. Write two division facts for the following multiplication fact:

a) $9 \times 9 = 81$

b) $6 \times 9 = 54$

Q.V. Complete the following:

a) $64 \div 8 = \underline{\hspace{2cm}}$

b) $48 \div 6 = \underline{\hspace{2cm}}$

c) $8 \times 7 = \underline{\hspace{2cm}}$

d) $9 \times 5 = \underline{\hspace{2cm}}$

MONEY

Tick (✓) the right group you need to buy the following things :



₹ 35



₹ 220




₹ 60





₹ 120





SOLVE AND FIND THE ANSWER.


	+	8	=	16
+			+	
7				
=			=	
	+	5	=	


6	-		=	
+			-	
3			1	
=			=	
	-		=	3


	+	2	=	2
+			+	
4				
=			=	
4	+		=	


	-	5	=	
+			+	
4			3	
=			=	
	-		=	10


11	-	6	=	
-			-	
			1	
=			=	
4	+		=	


	-	3	=	
-			-	
7				
=			=	
	-	4	=	2


6	+		=	10
+			-	
2				
=			=	
	-	5	=	

9	-		=	
-			+	
			4	
=			=	
5	+		=	11

	+	2	=	4
-			+	
1				
=			=	
	+	6	=	

	-	6	=	
-			+	
			9	
=			=	
4	+		=	10

1	+	5	=	
+			+	
=			=	
	+	5	=	9

13	-	3	=	
+			-	
			2	
=			=	
	-	7	=	

TIME

Draw the hands of the clocks according to the time.



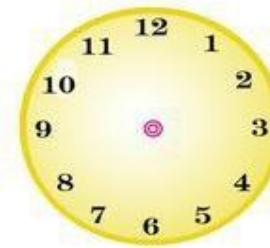
3 o' clock



10 o' clock



12 o' clock



1 o' clock



Half past 7



Half past 3



Half past 9



Half past 2



Quarter past 6



Quarter past 2



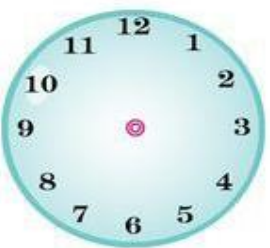
Quarter past 9



Quarter past 10



Your walking time



Your School starts at



Your School finishes at



Your Sleeping time

Read the problems and solve

There are 241 roses and 146 sunflower in basket. How many flowers are there in basket ?

		H	T	O
Number of roses	→			
Number of sunflower	→			
Total number of flower in basket	→			

There are 67 apples and 216 oranges in a fruit shops. How many fruits are there in all ?

		H	T	O
Number of apples	→			
Number of oranges	→			
Total number of fruits in fruit shop	→			

There were 23 cars and 87 motorcycles in a parking lot. How vehicles are there in parking lot ?

		H	T	O
Number of cars	→			
Number of motorcycles	→			
Total number of vehicles in parking lot	→			

A school has 345 girls and 225 boys. Find the total number of students in school.

		H	T	O
Number of girls	→			
Number of boys	→			
Total number of students	→			

Learn how to write statement and solve the following.

विषय - हिंदी

प्रश्न 1. नीचे दिए गए गद्यांश को पढ़कर पूछे गए प्रश्नों के उत्तर लिखिए।

किसी जंगल में एक लोमड़ी रहती थी। एक दिन वह भोजन की तलाश में इधर-उधर भटक रही थी। उसे अंगूर की एक बेल दिखाई दी। वह बेल काफी ऊँचाई पर थी। बेल पर अंगूर के गुच्छे लटक रहे थे। उन्हें देखकर लोमड़ी के मुँह में पानी आ गया। वह अंगूरों को खाने के लिए उछली, लेकिन उन तक पहुँच न पाई। लोमड़ी ने कई बार कोशिश की, पर उसकी कोशिश सफल न हुई। आखिर वह निराश होकर घर की तरफ़ चल दी और बोली अंगूर खट्टे हैं।

1. लोमड़ी किसकी तलाश में भटक रही थी?

2. बेल पर क्या लगे थे?

3. किसके मुँह में पानी आ गया था ?

4. "निराश" का विलोम शब्द लिखिए।

5. गद्यांश में से कोई दो संज्ञा शब्द लिखिए।


प्रश्न 2. नीचे दी गई कहानी को खाली स्थान भरकर पूरा करें -

टोपियाँ नींद ज़मीन पेड़ सिर गठरी बंदरों तरकीब

एक बार एक टोपी बेचने वाला बाज़ार जा रहा था। चलते-चलते वह थक गया। वह एक _____ के नीचे बैठ गया और उसे _____ आ गई। पेड़ पर बैठे _____ ने देखा कि पेड़ के नीचे कुछ सामान रखा है। उन्होंने नीचे आकर _____ निकालनी शुरू कीं। टोपी बेचने वाले को टोपी पहने देखकर उनकी समझ में आ गया कि टोपी _____ पर पहनी जाएगी। सभी बंदरों ने टोपी पहन ली। जब टोपी बेचने वाले की नींद खुली तो

देखा कि उसकी सारी टोपियाँ बंदरों ने पहन रखी हैं। टोपीवाला को एक _____ सूझी। उसने अपनी टोपी सिर से उतार कर _____ पर फेंक दी। बंदरों ने भी ऐसा ही किया। उसने जल्दी से सारी टोपियाँ इकट्ठी करके _____ में रख लीं। उसकी सूझ-बूझ से सारी टोपियाँ उसे वापस मिल गईं।

प्रश्न 3. चित्र देखकर कुछ वाक्य लिखिए।



प्रश्न 4. नीचे दिए गए प्रश्नों के उत्तर लिखिए।

1. स्वतंत्रता दिवस कौन - से महीने में मनाया जाता है ?

2. साल में कितने महीने होते हैं ?

3. साल का सबसे छोटा महीना कौन - सा है ?

4. शुक्रवार से पहले कौन - सा दिन आता है ?

5. सप्ताह में कितने दिन होते हैं ?

हमारे सहायक - प्रेजेंटेशन

किसी भी एक सहायक के बारे में 10 से 15 पंक्तियाँ तैयार करें। यह गतिविधि 17/01/25 को करवाई जाएगी। इस दिन विद्यार्थी उस सहायक की वेशभूषा में आएंगे व अपना किरदार निभाएंगे।



प्रेजेंटेशन में निम्नलिखित बिंदु अवश्य होने चाहिए -



- सहायक का काम
- हमारे जीवन में उनका योगदान
- समाज में उनका महत्व, इत्यादि

EVS

WORKSHEET-1

Q1. Find the names of four fruits, three vegetables and two grains in the given word search puzzle.

Z	W	R	V	T	H	N	B	M	P
T	U	R	N	I	P	Y	A	K	O
B	N	Y	R	C	O	R	N	E	T
V	F	S	R	D	R	T	A	H	A
T	U	O	K	I	A	O	N	M	T
A	P	P	L	E	N	L	A	Y	O
V	C	S	A	R	G	O	U	F	I
O	N	I	O	N	E	H	F	U	R
R	G	H	K	I	M	A	N	G	O
A	G	L	W	H	E	A	T	J	L



PROJECT-1

JAR OF HAPPINESS



Dear children, what makes you happy?

People, pets, hobbies, sports, achievements, a new toy, an ice cream or a trip to the amusement park.....and the list is endless.


- Draw your own Happiness jar for the year 2025 on an A4 coloured pastel sheet and decorate it with the material of your own choice.
- On small strips of coloured paper, write or draw the things that give you happiness. (as many as you wish)
- Now aesthetically paste these paper strips on your happiness jar. Your happiness jar is ready!
- You may refer to the link given below for this activity for this activity.

[https://www.wikihow.com › Keep-a-Happiness-Jar](https://www.wikihow.com/Keep-a-Happiness-Jar)

WORKSHEET-2

My healthy snack

**Q1. Name your favourite snack which is also healthy.
Paste its picture in the box. Also, with the help of your
parents, write the recipe to prepare the snack.**



PROJECT -2

Animal mask

Dear students make animal mask according to given roll no.

Roll No. 1-10 (Lion mask)

Roll No. 11-20 (Camel mask)

Roll No. 21-30 (Elephant mask)

Roll No. 31-40 (Bear mask)

STEPS

- Choose templates and take its print.
- Use your crayons or coloured pento colour it .
- Carefully cut around the outline and the eyes. You might need a grown up's help for the fiddly bits.
- Carefully punch out the two holes at the sides of the mask
- Now your mask is ready and wear it.





Tongue twisters

1) Good, better, best
Never let it rest
Till your good is better
And your better best.

2) He has a hat in his
hand.

3) That's the man who
sat on my hat in the
tram.

4) I feel I need a deep
sleep.

5) Sit a bit. Sit still till
I kill the fly.

6) Six little kittens lost
their mittens. It's a pity.
They are very pretty.

7) The hall is on the
fourth floor.

8) He laughs best
who loves last.

9) The cook took
a good look at the
cookery book.

10) A little girl with
a pretty curl.



FUN RIDDLES



WHAT
CAN YOU HOLD IN
YOUR LEFT HAND,
BUT NOT YOUR
RIGHT?

-YOUR RIGHT ELBOW

WHAT
DO YOU HAVE TO
BREAK BEFORE YOU
CAN USE IT?

-AN EGG

WHAT
BELONGS TO YOU,
BUT YOUR FRIENDS
USE IT MORE THAN
YOU DO?

-YOUR NAME

WHAT
GETS BIGGER WHEN
MORE GETS TAKEN
AWAY?

-A HOLE

WHAT
HAS A HEAD AND A
TAIL, BUT NO
BODY?

WHAT
QUESTION CAN YOU
NEVER ANSWER YES
TO?

MATHS PROJECTS ROLL NUMBER WISE-

- **Prepare working model of the following topics**
- **Working magic scale for addition. Roll 1- 10**
- **Working place value model. Roll no. 11-20**
- **2D and 3D shapes base models Roll no. 21- 30**
- **Cardboard number puzzle. Roll no. 31-40**