

ITBP PUBLIC SCHOOL

WORKSHEETS FOR PRACTICE



WRITE A TO Z

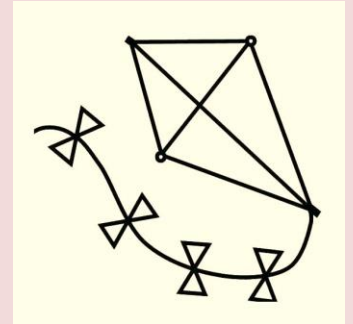
A large, rounded rectangular area with a light blue background and a black border. It contains 20 horizontal lines for writing, intended for practicing the alphabet from A to Z.

Date _____

MATCH THE ALPHABETS WITH THEIR RESPECTIVE PICTURES




W



H



A



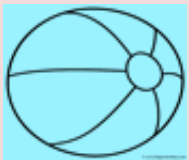
K



S



I



K



Y



Q



B



AFTER CONCEPT

READ THE GIVEN LETTER AND WRITE ITS AFTER LETTER

D →

H →

M →

J →

O →

S →

Y →

R →

Q →


W →

K →

G →



MATCH THE GIVEN LETTER TO THE RESPECTIVE PICTURE



E



K



B



M



F



K



O



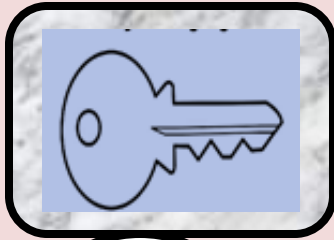


V

Date _____

LOOK AT THE PICTURE AND WRITE THE CORRECT ALPHABETS


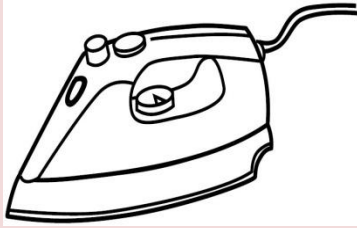



Text
Text
Text



दिनांक _____

चित्र पहचानकर मिलान करो।



अ

इ

ई

आ

उ


ए

ओ

ए

औ

ऊ




दिनांक _____

चित्र देखकर सही स्वर पर गोला लगाओ ।



अ

औ



ऐ

ऊ



उ

आ



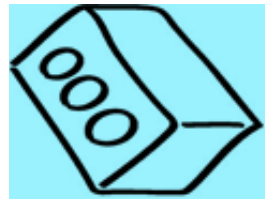
आ

इ



इ

अ











ओ

ई

दिनांक _____

चित्र पहचान कर सही स्वर लिखो





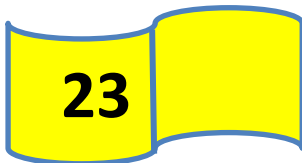


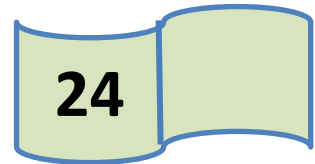






ITBP PUBLIC SCHOOL

CLASS KG

MATH WORKSHEET






WHAT COMES AFTER?





FILL IN THE MISSING NUMBERS

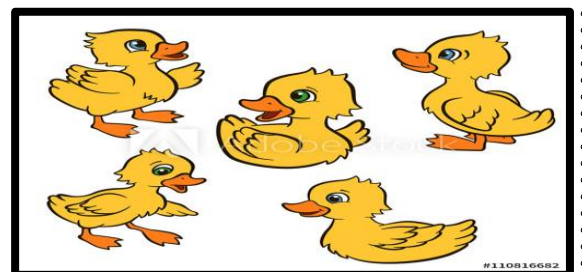









ITBP PUBLIC SCHOOL

PRE-PRIMARY

MATH

Compare the objects and put $<$ $>$ sign.



ITBP PUBLIC SCHOOL
PRE-PRIMARY
MATH

Compare the numbers and put $<$ $>$ sign.

3 15

12 7

6 13

16 16

8 19

15 6



9 4

11 3

5 11

17 8

2 12

10 20



ITBP PUBLIC SCHOOL

PRE-PRIMARY

EVS



Q1. What do you mean by community helpers?

A1. Community helpers are the people who work for the community.

Q2. Who grow crops for us?

A2. Farmer grow crops for us.

Q3. Who treats you when you are sick?

A3. Doctor treats when we are sick or ill.

Q4. Who assist doctor and take care of us when we are ill?

A4. Nurse assist doctor and take care of us.

Q5. who protect us from danger / thieves?

A5. Policeman save us from danger/thieves

Q6. Who stich our clothes?

A6. Tailor stiches our clothes.

Q7. Who mend our shoes?

A7. Cobbler mend our shoes.

Q9. Who brings our letters and parcels?

A9. Postman brings letters and parcels.

Q10. Who teach us read and write?

A10. Teacher help us read and write.

Q11. Who cut our hair?

A11. Barber cut our hair.

Q12. Who brings fruits and vegetable?

A12. Vegetable /fruit seller brings fruits and vegetable.

Q13. Who build houses and buildings?

A13. Mason build houses and buildings.

14. Who takes care of your household work?

A14. Maid takes care of our household work.

Q15. Who takes care of road safety?

A15. Traffic policeman takes care of road safety.

Q16. who puts off fire in the building?

A16. Firefighter/fireman put off the fire.

Q17. Where do following people work?

Our helper	Work place
Doctor & nurse	Hospitals
Farmer	Field
Teacher	School
Policeman	Police station
Postman	Post office
Cobbler/tailor/vegetable vendor	Neighborhood
Traffic policeman	On road

ITBP PUBLIC SCHOOL

SUBJECT:-EVS

CLASS :- KG

DATE:-14/05/202



SUMMER SEASON



Q1. Which season is the hottest season?

Ans1. Summer season is the hottest season.

Q2. What type of weather is in summer season?

Ans2. It's a hot weather in summer season?

Q3. Which type of clothes we wear in summer season?

Ans3. We wear soft cotton clothes e.g t-shirt, hat, cap, shorts, skirts etc.

Q4. What do we eat in summer season?

Ans4. FRUITS:- mango, watermelon, musk melon, peach, litchi ,plum

VEGETABLES:- cucumber, lady finger, bittergourd, gourd, capsicum.

DRINKS :- milk shakes, juice, lemonade ,coconut water and water

Q5. What are the things we use in summer season ?

Ans5. We use cooler, fan, air conditioner/ac.

Q6. What are the activities we like to do in summer season?

ANS6. We like to do swimming, go on beach etc.



Date:- 21/08/2020

Day:- Friday



Five Senses

Q1. HOW MANY SENSE ORGANS DO WE HAVE?

ANS1. WE HAVE 5 SENSE ORGANS.

Q2. NAME ALL THE SENSE ORGANS.

ANS2. EYES, EARS, NOSE, TONGUE AND SKIN

Q3. NAME THE SENSE ORGAN WHICH HELPS US TO FEEL.

ANS3. SKIN

Q4. NAME THE SENSE ORGANS WHICH HELP US TO HEAR.

ANS4. EARS

Q5. NAME THE SENSE ORGANS WHICH HELP US TO TASTE AND TALK.

ANS5. TONGUE.

Q6. WHAT DOES OUR NOSE DO?


ANS6. OUR NOSE HELPS US TO SMELL

Q7. WHAT DOES OUR EYES DO?

ANS7. OUR EYE HELPS US TO SEE.

Q8. NAME THE LARGEST ORGAN OF OUR BODY.

ANS8. SKIN



ITBP PUBLIC SCHOOL
PRE-PRIMARY
RHYME



I LOVE YOU MOM

**I LOVE YOU MOM,
MY DEAREST MOM.
YOU MAKE ME HAPPY
WHEN I'M SAD.**



**I WANT TO TELL YOU,
I REALLY LOVE YOU.
WHEN I'M WITH YOU,
I'M SO GLAD.**



ITBP PUBLIC SCHOOL

PRE-PRIMARY

ट्रिन- ट्रिन , ट्रिन टेलीफोन



ट्रिन- ट्रिन , ट्रिन टेलीफोन

Hello कौन?? मम्मी !!

मम्मी मम्मी जल्दी आना।

मेरे लिए चॉकलेट लेकर आना।

mmmmm..... yummy –yummy, yummy



ट्रिन- ट्रिन , ट्रिन टेलीफोन

Hello कौन ??papa!!

PAPA PAPA, PAPA जल्दी आना।

मेरे लिए ICE-CREAM लेकर आना।

mmmmm..... yummy –yummy, yummy



ट्रिन- ट्रिन , ट्रिन टेलीफोन

Hello कौन ?? नानी !!

नानी नान जल्दी आना।

मेरे लिए लड्डू लेकर आना।

mmmmm..... yummy –yummy, yummy



ट्रिन- ट्रिन , ट्रिन टेलीफोन?

Hello कौन?? नाना !!!

नाना नाना जल्दी आना

मेरे लिए BAT -BALL लेकर आना।

यह छका !!!!



RHYME: DRIVE LIKE PAPA



**DRIVE LIKE PAPA,
POM POM, POM, POM,
LET'S HAVE FUN TOGETHER.**



**COOK LIKE MAMMA,
YUM, YUM, YUM,
LET'S HAVE FUN TOGETHER.**



**KNIT LIKE GRANDMA,
KNIT, KNIT, KNIT,
LET'S HAVE FUN TOGETHER.**

**JOG LIKE GRANDPA,
JOG, JOG, JOG,
LET'S HAVE FUN TOGETHER.**



**CRY LIKE BABY
OWH, OWH, OWH
LET'S HAVE FUN TOGETHER**

**LAUGH LIKE CHILDREN,
HA, HA, HA,
LET'S HAVE FUN TOGETHER**



ITBP PUBLIC SCHOOL

PRE-PRIMARY

लाल पीली मोटर



लाल पीली मोटर ,

मैं हूँ उसका ड्राइवर।

चाबी लगाऊंगा , स्टेरिंग को घुमाऊंगा ,

मम्मी को बैठाऊंगा, पापा को बैठाऊंगा,

मैंम को बैठाऊंगा , सब को बैठाऊंगा।

सैर कराऊंगा।



पोम पोम मोटर, पी पी मोटर,

पी पी मोटर , पोम पोम मोटर।



MY SCHOOL

DEAR PARENTS,

KINDLY HELP YOUR WARD TO LEARN FOLLOWING QUESTIONS AND ANSWERS ON THE TOPIC

MY



SCHOOL:

Q1 WHAT IS THE NAME OF YOUR SCHOOL?

ANS MY SCHOOL NAME IS ITBP PUBLIC SCHOOL.

Q2 WHAT IS NAME OF YOUR SCHOOL PRINCIPAL?

ANS: MY SCHOOL PRINCIPAL NAME IS MR SURJAN SINGH MATHURIA.

Q3 WHAT IS THE NAME OF YOUR CLASS TEACHER?

AND MY CLASS TEACHER'S NAME IS MS ANSHUL.

Q4 WHAT ALL ACTIVITIES WE DO IN OUR SCHOOL?

AND: WE READ, WRITE, LEARN AND PLAY IN THE SCHOOL.

Q5: NAME THE PEOPLE WHO ARE IMPORTANT TO OUR SCHOOL?

ANS: PRINCIPAL SIR, VICE PRINCIPAL MAM, TEACHERS, DIDI (MAID), PEONS AND GUARDS.

Q6: NAME THE VARIOUS FACILITY ROOMS OF OUR SCHOOL?

ANS: SMART CLASS, LIBRARY, PLAY ROOM, COMPUTER LAB.

ITBP PUBLIC SCHOOL

PRE-PRIMARY

DAILY ROUTINE SENTENCES

DEAR PARENTS

We extend our heartfelt gratitude towards the immense support and cooperation you are sharing with us. We are sending these daily routine sentences to you please help your ward learn these sentences by conversing with them in English. This small step will enhance their English speaking skills.

1. When we meet people we say hello/ good morning/ namstey.
2. When we want to drink water we say may I quench my thirst or may I drink water.
3. When we are Hungary we say I'm Hungary or I want something to eat.
4. When we want to go for washroom we say may I go for convenience.
Or may I go to washroom.
5. When we want something we say may I have it (things name) eg. May I have my ball/book/ t-shirt etc.
6. When we enter the classroom /room we say may I step in or May I come in.
7. When we finish our work we say I have done my work.
8. When we finish our food we say I'm through with my meal.
9. When two people are talking and you want to speak in between we say excuse me can I say.
10. When we want to watch TV we say please switch on the TV.

ITBP PUBLIC SCHOOL

PRE-PRIMARY

SPOKEN ENGLISH

PLAYGROUND



VOCABULARY WORDS

- PLAYGROUND
- SWINGS
- JOGGING
- CYCLING
- JUNGLE GYM
- TRECK
- BENCH
- LAMP POST
- SKATING
- SLIDE
- SWINGING
- SLIDING

LINES ON PLAYGROUND



1. PLAYGROUND IS ABIG PLAY AREA .
2. CHILDREN PLAY ON SWINGS, SEASAW, JUNGLEGYM etc.
3. PEOPLE DO EXERCISE AND YOGA IN PLAYGROUND.
4. CHILDREN PLAY ALL OVER THE PLAYGROUND WITH FOOTBALL, BADMINTON ETC.
5. PEOPLE DO WALK OR JOGGING ON THE TRECK IN THE PLAYGROUND.
6. WE MAKE FRIENDS IN PLAYGROUND.