



ITBP PUBLIC SCHOOL

SECTOR-16B, DWARKA, NEW DELHI-110078

SUMMER VACATION

HOLIDAY HOMEWORK 2023-24

CLASS- KG

Dear Children,

The holiday have begun. It's time to have fun. Time for us to catch up with all that we have been longing to do. Go for a long walk with your parents and enjoy the beautiful morning sunrise and evening sunset, admire the beauty of nature, hear the chirping birds, and see the fluttering butterflies.

It's time to catch up with grandma's never-ending stories and play wonderful games with grandpa.



“This time travel enough to meet yourself instead of places!”

1. **Let's cheer for the 3R's**- Rejuvenation, Relaxation and Rebinding
2. **Reading**- thoroughly read books available at home. Seek help from your parents in case you aren't able to read a few words. Make a list of books read by you in your English and Hindi notebook respectively.
3. **Unravel the Artiste in you**- pursue your hobbies, learn a recipe without fire, write a story, draw, dance, sing, play an instrument do whatever makes you happy.
4. **Exercise**- do simple exercises or yoga at home which keeps you fit and energised.
5. **Extend a helping hand**- help your parents by extending help and assisting them in filling water bottles, keeping your room and closet clean, watering plants.
6. **Appreciate and show gratitude** – learn to appreciate and be thankful for everything in your life.
7. **Revise** - go through what your teachers have taught you more than twice and practice it well.
8. **Family Time**- make sure you spend quality time together. Play games like – carrom, chess, ludo, scrabble, this time you read bedtime stories to your grandparents and parents, eat meals together, watch movies, enjoy music together.
9. **Dis-engage** - make an attempt to disengage yourself from technology and other gadgets, seek help from your parents to learn mindfulness



11. Stay safe and pray – avoid going out of your home and thank God for keeping us all safe. Wearing mask, washing hands and maintaining distance is the key.

12. Stay in touch- stay connected with your teachers and school and keep us posted about your well-being. We would love to hear from you.









Parents try making the vacation time a memorable for your children by providing an environment which is full of fun, excitement, and gratitude and learning. Appreciate your children when they do something right, guide them when they do something incorrect and above all love them for who they are We have tried to keep "Summer Holidays Homework" simple and engaging so that you can spend your time creatively by doing these interesting activities that we have put together for you.

Wish you all a fun-filled, safe and healthy holidays ahead!



Values We Nurture!

Getting kids to complete tasks of everyday living is important to their development. Helping your child to identify their part of their daily routine is one step toward practicing independence and responsibility.

DAILY CHORES						MAY
				1  DAY OFF	2 Set Table	3 Clean Room
4 Help with Dinner	5 Water Plants 	6 Clean Room	7 Make Bed	8 Dump Garbage 	9 Clean Room	10  DAY OFF
11 Pick Up Toys	12 Clean Room	13 Fold Your Clothes	14 Set Table	15 Clean Room	16 Help with Dinner	17 Water Plants
18 Clean Room	19 Make Bed	20  DAY OFF	21 Clean Room	22 Dump Garbage	23 Pick Up Toys 	24 Clean Room
25 Learn To Tie Shoelaces	26 Set Table 	27 Clean Room	28 Help with Dinner 	29 Water Plants	30 Clean Room	31 Fold Your Clothes



CALM CORNER

How Do You Feel Today?



Happy



Sad



Angry



Scared



Silly



Excited




WORKSHEET -1




How do you feel today?


Draw your emotions on the given faces.




DATE : _____




DATE : _____




DATE : _____




DATE : _____




DATE : _____




DATE : _____



DATE : _____



DATE : _____



DATE : _____

To add this fun time, we have prepared some fun filled activities to be done. Kindly complete given task properly and neatly.

Activity 1: Twig Art

Objective: To collect twigs and make one twig craft

Skill Used: Research, Thinking, Creative and Aesthetic Development.

Material Required: Dried twigs, glue, A4 coloured pastel sheet, crayons and marker.

Instructions: You can watch this link for your reference
<https://youtu.be/920kY6gae0c>



SAMPLE OF CRAFT
PARENTS CAN USE
OTHER INNOVATIVE
IDEAS AS WELL.





Activity 2: MAKING AN APRON

Objective: To make them aware about personal hygiene and to maintain cleanliness in their routine as a part of Home Economics curriculum.

Skill Used: Cleanliness and hygiene, basic etiquettes, creative and aesthetic skill.

Material Required: Any plain or printed cotton material, some buttons, laces and embroidery thread.

Instructions:

1. Get an apron made to the required size of your ward.
2. Get any flower/plant motif made on it.
3. Use buttons and lace to decorate it.
4. Get a pocket made to keep a small napkin/hanky in it.
5. Get your ward's name and class embroidered on it.

Learning outcome: Students will be able to learn to use the apron during various activities like gardening, clay play, painting, water play, meal time etc.

NOTE- CREATIVE IDEAS CAN BE SEARCHED ON GOOGLE.



FATHER'S DAY SPECIAL

"I love my father as the stars – he's a bright shining example and a happy twinkling in my heart."

Activity 3: Father's Day Special

Making of Mint Mojito.

Objective: To show gesture of love by preparing a refreshing drink using mint on Father's Day.

Skill Used: Research, Fine Motor and Creative skills

Material Required:

- Sweet and sour syrup-15 ml
- *Mint leaves-few
- *Ice cubes-4 to 5
- *Soda
- For sweet and sour syrup
- *sugar- ½ cup
- *lemon juice – ½ cup
- water – ½ cup

Instructions:

For sweet and sour syrup

- 1) Add ½ cup of sugar and ½ cup water together
- 2) Boil it until sugar dissolves.
- 3) Put it aside.
- 4) Mix ½ cup lemon juice with sugar syrup.
- 5) In another jar, pour 15 ml sweet and sour syrup. Add few mint leaves ice cubes. Close the jar and shake it well.
- 6) Put above made mixture in one glass and add soda into it.
- 7) Mix well and garnish with lemon slice and mint leave.



ART & CRAFT

1. Branch Painting

Branches are easy for children to hold onto and strong enough to survive the painting process. Choosing a non-traditional (yet safe) surface for kids to paint on can be very motivating. For this activity, you can use a small branch, twig or stick for painting. With 4 or 5 painted sticks they can create a colorful bunch of sticks for class decor. These can then be displayed for all to appreciate!

Link: Painted Twig Bouquet

<https://www.youtube.com/watch?v=VXF-nbp8FDw&feature=youtu.be>



2. FLASH CARD MAKING

Material required

Pastel A4 Size sheet
Marker

Glue
Decorative material

Make 2-2 flash cards of below mentioned themes.

- Fruits (2 flash cards)
- Vegetables (2 flash cards)
- Domestic and wild animals (2 flash cards)

3. Know about your home, paste pictures related to it for e.g., living room, kitchen, bathroom, lobby, garden area, bedroom etc.

Kindly do this work in 3 in 1 practice copy.

- English: write capital letters A-Z (10 times).
- Math: write counting 1-50 (10 times).
- Hindi: write swar (10 times).

Please Note:

- Revise the concepts of all subjects covered till now.
- Last date of submission of summer day holiday homework 10th July
- Make one daily routine chart for your child and encourage him/her to follow the same during summer break.
- Kindly prepare your ward with one English rhyme for rhyme recitation competition after summer vacations (date will be intimated via circular.)
- Best 5 Holidays homework will be rewarded with certificate.



**THANK
YOU!**

