

ITBP PUBLIC SCHOOL

CLASS – II

**SYLLABUS
(2024-25)**

NAME _____

CLASS _____ **SEC** _____

ROLL NO. _____



ITBP PUBLIC SCHOOL, DWARKA

CLASS 2 (2024-2025)

MONTHLY SYLLABUS

SUBJECT: ENGLISH

MONTH	CHAPTER & TOPIC	ACTIVITY (INTER- LINKAGE)
APRIL	<ul style="list-style-type: none">• Recapitulation READER <ul style="list-style-type: none">• Ch-1 At the park (Difficult words, word meaning, Frame sentences, Question- Answer, fill ups) (Same content will be followed)• The Squirrel (poem) GRAMMAR <ul style="list-style-type: none">• Sentences (capital letters, full stop, framing questions, Question words)• Words arrange in alphabetical order (words in order, Names in order, Dictionary words)	<ul style="list-style-type: none">• Alphabetical order (Names)• Punctuation tree• Theme page• Role play
MAY	READER <ul style="list-style-type: none">• Ch-2 Elly gets lost• Who has seen the wind (Poem) GRAMMAR <ul style="list-style-type: none">• Noun (Name of things, place, name, animal, parts of body, Days & months name, festivals)• Kinds of Noun (Common & Proper)	<ul style="list-style-type: none">• Theme page• Identify Elly's good & bad habits. Speak about it in 2 sentences.• Categorizing Nouns (common & proper)

JUNE
JULY	READER <ul style="list-style-type: none"> • Ch – 3 The Rainbow butterfly • Ch- 4 Tuktuk’s New Bicycle GRAMMAR <ul style="list-style-type: none"> • Gender (Masculine, Feminine) • Opposite words • Verb (Simple past, present & Present, Past continuous) • Comprehension 	<ul style="list-style-type: none"> • Think-pair-share (Puzzle time) • Poem competition
AUGUST	READER <ul style="list-style-type: none"> • Ch- 5 Onam • Ch-6 Patti and the kids • How do you pat a Donkey(poem) GRAMMAR <ul style="list-style-type: none"> • Articles (A, An, The) • Pronoun (Subject & Object Pronoun) • Paragraph writing • Comprehension 	<ul style="list-style-type: none"> • Make a list of different festivals all over India & discuss in class. • Make a popcorn box of Pronoun • Think and speak about the picture
SEPTEMBER	Revision..... MID TERM	
OCTOBER	READER <ul style="list-style-type: none"> • Ch- 7 The frogs and the boys • Ch- 8 Little pink lily GRAMMAR <ul style="list-style-type: none"> • Adjectives (Adjectives of colour, shape, number, size, quality) (This, That, Those, These) 	<ul style="list-style-type: none"> • Adjective flower • Story competition

NOVEMBER	READER <ul style="list-style-type: none"> • Cats sleep anywhere (Poem) • Ch- 9 The fairy basket GRAMMAR <ul style="list-style-type: none"> • Adverb (Ending words by -ly, -ily) • Interjection (wow, oh, ouch) 	<ul style="list-style-type: none"> • Make a night sky of – ly words • Writing competition • Frame Sentences(interjection)
DECEMBER	READER <ul style="list-style-type: none"> • Ch- 10 The Pencil Story • Butterflies are pretty things (poem) • Ch – 11 Books are fun GRAMMAR <ul style="list-style-type: none"> • Preposition (in, on, under, at, above, behind, between near, up & down) • Comprehension 	<ul style="list-style-type: none"> • Summarize the story • Read and write • Balloon activity(preposition) • Use preposition words in class
JANUARY	READER <ul style="list-style-type: none"> • The Balloon man (poem) • Ch- 12 Peter Rabbit • Who taught the birds? (Poem) GRAMMAR <ul style="list-style-type: none"> • Conjunction (and, but) • Picture composition 	<ul style="list-style-type: none"> • Spelling competition • Show & Tell • Frame sentences(Conjunction)
FEBRUARY	Revision

MARCH
--------------	-------	-------

EVS

S.No.	Month	Chapter and topics	Activity
1.	April	Chapter-1 About Me ❖ Introduction about self Chapter-2 My Family ❖ Nuclear family ❖ Joint family ❖ Relatives ❖ Grandparents Chapter-3 Fun with The Family ❖ Recreation ❖ Indoor games ❖ Outdoor games	Activity- Making and pasting a invitation card in class notebook. Activity- Making a family tree in class notebook. Activity- Collecting and pasting various pictures of indoor and outdoor games.
2.	May	Chapter-4 Growing Up ❖ Growth of a plant ❖ Baby ❖ Child ❖ Teenager ❖ Adult ❖ Old man	Activity- Drawing 5 living and 5 non- living things.
3.	June	SUMMER BREAK	
4.	July	Chapter-5 How Our Body Works ❖ Body ❖ Internal organs ❖ External organs Chapter- 6 Food We Eat ❖ Food ❖ Body-building food ❖ Energy-giving food ❖ Protective food Chapter- 7 We All Need Water ❖ Uses of water ❖ Sources of water ❖ Saving water	Activity- Drawing a picture of human body with labelling all major body parts. Activity- Healthy food week- Bring healthy food in lunch box. Activity- Paste pictures of 5 sources of water.

5.	August	<p>Chapter- 8 Houses We Live In</p> <ul style="list-style-type: none"> ❖ Kachcha and Pakka house ❖ Temporary houses ❖ Special houses <p>Chapter- 9 Sweet Home</p> <ul style="list-style-type: none"> ❖ Different types of houses ❖ Animals in our homes ❖ Festivals and our home <p>Chapter- 10 Useful Animals</p> <ul style="list-style-type: none"> ❖ Animals ❖ Animals our friends <p>Chapter- 11 Plant Kingdom</p> <ul style="list-style-type: none"> ❖ Trees ❖ Shrubs ❖ Herbs ❖ Climbers ❖ Creepers ❖ Parts of plants 	<p>Activity- Draw your dream house and speak few lines on it.</p> <p>Activity- Decorate your study room or drawing room, click picture of it and paste it in your class notebook.</p> <p>Activity-Put some grains in your balcony or garden. Watch how the birds come down and eat grains, click pictures and paste them in your notebook.</p> <p>Activity-Collect pictures of cereal plants, vegetable plants and fruits plants, paste them in your notebook.</p>
6.	September	HALF YEARLY EXAM	
7.	October	<p>Chapter- 12 People At Work</p> <ul style="list-style-type: none"> ❖ Community helpers <p>Chapter- 13 Our Festival</p> <ul style="list-style-type: none"> ❖ Dussehra ❖ Holi ❖ Raksha Bandhan ❖ Importance of festivals <p>Chapter- 14 Good Food Habits</p> <ul style="list-style-type: none"> ❖ Balanced diet ❖ Breakfast ❖ Lunch ❖ Dinnert ❖ Table manners 	<p>Activity- Role play in the class with the topic-Our helpers.</p> <p>Activity- Making greeting cards for different festivals and giving them to parents, teachers and friends.</p> <p>Activity- Collect pictures of different kinds of foods from newspapers or magazines or both, and paste them into your notebook and naming them as body-building food, energy-giving food or protective food.</p>
8.	November	<p>Chapter- 15 Safety Habits</p> <ul style="list-style-type: none"> ❖ Safety rules ❖ Safety while walking ❖ Safety while crossing the road ❖ Safety while travelling in a bus ❖ Safety at school ❖ Safety at home ❖ First aid <p>Chapter- 16 Season</p> <ul style="list-style-type: none"> ❖ Weather 	<p>Activity-Rhyme on Safety Rules.</p> <p>Activity- Collect pictures of various seasons and paste them in your notebook.</p>

		❖ Season and types of season	
9.	December	Chapter- 17 The Clothes We Wear ❖ Clothes we wear in summer, winter and in rainy season ❖ Clothes in special occasions Chapter- 18 Story Of Cloth Making ❖ Clothes from cotton ❖ Clothes from wool ❖ Clothes from silk ❖ Man-made and natural fibres	Activity- Collect different fabrics pieces and paste them in notebook. Activity- Easy craft activity by using old cotton, wool and silk.
10.	January	Chapter- 19 Means of Transport ❖ Different types of transport and their importance Chapter- 20 Locating A Place ❖ Directions <ul style="list-style-type: none"> ➤ East ➤ West ➤ North ➤ South 	Activity- Collect pictures of different means of transport and paste them in notebook. Activity- Keeping a item in center and telling students about different directions.
11.	February	Chapter21- Our Earth ❖ Earth ❖ Globe ❖ Land ❖ Hill ❖ Plain ❖ Mountain ❖ Desert ❖ River Revision	Activity- Introducing Globe in class and noting students observation.
12.	March	Annual Exam	

वार्षिक पाठ्यक्रम कक्षा- दूसरी (2024-25)

महीना	विषय	गतिविधि
अप्रैल	परिवेश – पाठ- 1 नई सुबह के तारे हम • नए शब्द	➤ प्रकृति के चित्र में रंग भरो पृष्ठ संख्या

	<ul style="list-style-type: none"> • शब्द -अर्थ • प्रश्न उत्तर <p>पाठ - 2 भालू का इनाम</p> <ul style="list-style-type: none"> • नए शब्द • शब्द- अर्थ • प्रश्न -उत्तर <p>(परिवेश का कार्य सभी पाठों में इसी प्रकार कराया जाएगा।)</p> <p>व्याकरण चित्र वर्णन पाठ -1 हमारी भाषा</p> <ul style="list-style-type: none"> • भाषा के रूप • पशु- पक्षियों की बोलियाँ <p>पाठ-6 वचन</p> <ul style="list-style-type: none"> • एकवचन - बहुवचन 	<ul style="list-style-type: none"> ➤ प्रकृति भ्रमण ➤ पशु- पक्षियों की बोलियाँ सुनकर पहचानना
मई	<p>परिवेश- पाठ 3 मीठा पहाड़</p> <p>व्याकरण पाठ- 2 वर्ण एवं वर्णमाला</p> <ul style="list-style-type: none"> • स्वर • व्यंजन 	<ul style="list-style-type: none"> ➤ अपनी मनपसंद खाने की चीज़ का चित्र बनाकर उसपर पांच वाक्य लिखिए। ➤ खाने की थाली - बच्चे कागज़ की थाली पर अपने मनपसंद खाने की चीज़ों के नाम लिखकर चिपकाएंगे।
जुलाई	<p>परिवेश पाठ – 4 मुर्गा और सूरज पाठ-5 गोलू का घर</p> <p>व्याकरण पाठ -3 मात्राएँ शब्द और वाक्य पाठ -4 संज्ञा</p> <ul style="list-style-type: none"> • वस्तुओं के नाम • जगहों के नाम • पशु - पक्षियों के नाम <p>वाक्य लेखन- हमारा राष्ट्रीय पक्षी मेरा विद्यालय</p>	<ul style="list-style-type: none"> ➤ सूरज या मुर्गे का मुखौटा तैयार करना ➤ मुखौटों की सहायता से कहानी का नाटकीय मंचन ➤ संज्ञा शब्दों का पॉपकॉर्न बॉक्स बनाना

<p>अगस्त</p>	<p>परिवेश पाठ-6 नन्हा बीज पाठ-7 रूपा बदल गई</p> <p>व्याकरण पाठ-5 लिंग</p> <ul style="list-style-type: none"> • पुल्लिंग • स्त्रीलिंग <p>पाठ-7 सर्वनाम</p> <ul style="list-style-type: none"> • एकवचन सर्वनाम शब्द • बहुवचन सर्वनाम शब्द <p>वाक्य लेखन- हमारा राष्ट्रीय ध्वज मेरी प्रिय अध्यापिका</p>	<ul style="list-style-type: none"> ➤ किन्ही पाँच पेड़ - पौधों के चित्र चिपकाकर उनके नाम लिखिए। ➤ अपने अभिभावकों की सहायता से अपने घर पर गमले में एक पौधा लगाइए व प्रतिदिन उसका ध्यान रखिए।
<p>सितम्बर</p>	<p>अर्धवार्षिक परीक्षा</p>	
<p>अक्टूबर</p>	<p>परिवेश पाठ-8 पानी पाठ- 9 मिलकर खेलो</p> <p>व्याकरण विशेषण</p> <ul style="list-style-type: none"> • विशेषण शब्द <p>उलटे अर्थ वाले शब्द</p>	<ul style="list-style-type: none"> ➤ समूह गतिविधि - जल के महत्व पर कुछ पंक्तियाँ बोलिए। ➤ अपने मनपसंदीदा खेल या खिलाड़ीके बारे में कक्षा में बोलिए। ➤ उल्टेअर्थ वाले शब्दों के फ्लैश कार्ड दिखाए जाएँगे व बच्चों को उनको सही समूह में रखने के लिए दिया जाएगा।

<p>नवंबर</p>	<p>परिवेश पाठ- 10 रंगो का शोर पाठ-11 जी होता चिड़िया बन जाऊँ</p> <p>व्याकरण क्रिया</p> <ul style="list-style-type: none"> क्रिया शब्द <p>सामन अर्थ वाले शब्द</p>	<ul style="list-style-type: none"> इंद्रधनुष बनाकर उसमें सही क्रम से रंग भरना। कागज़ की सहायता से चिड़िया बनाना।
<p>दिसंबर</p>	<p>परिवेश पाठ 12 आलसी कौआ पाठ -13 मैं भी भीगूँ</p> <p>व्याकरण अनेक शब्दों के लिए एक शब्द</p> <p>हिंदी की गिनती</p> <ul style="list-style-type: none"> अंग्रेज़ी अंक हिंदी अंक हिंदी शब्द <p>वाक्य लेखन</p> <p>क्रिसमस</p> <p>मेरी प्रिय पुस्तक</p>	<ul style="list-style-type: none"> जल के प्राकृतिक स्रोतों का चित्र चिपकाएँ व नाम लिखें। अपनी छोटी-सी किताब बनाइए व कक्षा में दिखाइए।
<p>जनवरी</p>	<p>परिवेश पाठ -14 लोहड़ी का त्योहार</p> <p>व्याकरण वाक्य लेखन लोहड़ी का त्योहार</p>	<ul style="list-style-type: none"> समूह गतिविधि - प्रत्येक समूह अपने मनपसंद त्योहार से संबंधित चित्र बनाकर उसके बारे में कुछ पंक्तियाँ बोलिए।
<p>फ़रवरी</p>	<p>परिवेश पाठ -15 चमकू आया धरती पर अपठित गद्यांश दिन और महीनों के नाम</p> <ul style="list-style-type: none"> दिनों के नाम महीनों के नाम 	<ul style="list-style-type: none"> हमारे किन्ही सहायकों के चित्र कॉपी में बनाएँ व उनके बारे में लिखिए की वह किस प्रकार हमारे लिए सहायक हैं।

	<ul style="list-style-type: none"> • प्रमुख त्योहार व उनके महीने 	
मार्च	वार्षिक परीक्षा -	

Subject- Mathematics

S. No	Month/ Periods required	No. of working days	Chapter Number / Topics and Contents	Activity
1	April	20	<p>Chapter 1 –Three digit Numbers</p> <ul style="list-style-type: none"> • Number counting till 999 • Number names • What comes before and after • Numbers on abacus • Face value & place value • Expanded form & Short form • Comparison of numbers • Ascending and Descending • Even – odd • Cardinal – Ordinal numbers <p>Chapter 6 Fractions</p> <ul style="list-style-type: none"> • One-half • One –third • One-fourth 	<ul style="list-style-type: none"> • 3 digits number on abacus • Even and Odd. • Activity given on page 30 (comparison) <ul style="list-style-type: none"> • Making half and quarter by paper folding.
2	May	16	<p>Chapter 2 Addition</p> <ul style="list-style-type: none"> • Terms used in addition • Addition of two – digits (with regrouping)\ • Properties of addition • Addition of three – digits 	<ul style="list-style-type: none"> • Students will represent the properties of addition with their own examples • Addition will be presented using

			<ul style="list-style-type: none"> ● Addition using expanded form ● Story sums 	expanded form (by using flash card of numbers)
3	July	24	<p>Chapter 2 Addition—revision or continued</p> <p>Chapter 3 Subtraction</p> <ul style="list-style-type: none"> ● Terms used in subtraction ● Subtraction of two – digits (with borrowing) ● Properties of subtraction ● Subtraction of three – digits (with borrowing) ● Subtraction using expanded form ● Finding missing addend and subtrahend ● Story sums 	<ul style="list-style-type: none"> ● Make an abacus using tooth paste box, straw and beads .(ref- pg 71)
4	August	24	<p>Chapter 7 Multiplication</p> <ul style="list-style-type: none"> ● Multiplication as repeated addition ● By grouping ● Multiplication on Number line ● Properties of multiplication ● Multiplication tables (6 to 10) ● Multiplication 2 digits, 3 digits by one digit ● Story sums <p>Chapter 7 Shapes and Patterns</p> <ul style="list-style-type: none"> ● 2D shapes and its properties ● 3D shapes and its properties ● Points and lines 	<ul style="list-style-type: none"> ● Take colored papers and draw 4 flowers(1 on each)each with 5 petals. Cut out the flowers from the paper and paste in notebook. Count and write the number of petals using the repeated addition. ● Students will be asked to get one 3D

			<ul style="list-style-type: none"> ● Straight and curved lines ● Patterns in shapes ● Patterns in numbers ● More about patterns 	objects and explain its properties .
5	September	23	Half yearly exam <ul style="list-style-type: none"> ● REVISION of midterm syllabus 	
6	October	20	Chapter 10 Money <ul style="list-style-type: none"> ● Indian currency-coins and notes ● Finding the price ● Addition ● Subtraction ● Exchange of money ● Story sums 	<ul style="list-style-type: none"> ● Set up of a fictitious market using class room assets and dummy notes.
7	November	20	Chapter 5 Division <ul style="list-style-type: none"> ● Division as equal distribution ● Repeated subtraction ● Multiplication and division facts ● Properties of division ● 2 digits division by one digit ● Story sums Chapter 9 Time <ul style="list-style-type: none"> ● O'clock ● Half past ● Quarter past –quarter to 	<ul style="list-style-type: none"> ● Students will be asked to bring 24 seeds of Rajma and they will be asked share equally among the said group.

			<ul style="list-style-type: none"> • Days of the week • Months of the year • Calendar 	<ul style="list-style-type: none"> • Telling time • Reading and interpreting of calendar.
8	December	24	Chapter 8 Measurement <ul style="list-style-type: none"> • Standard unit of Mass,Length and capacity • Addition (mass, length and capacity) • Subtraction (mass, length and capacity) • Story sums 	Students will present the non-standard and standard units of Mass, Length and Capacity.
9	January	18	Chapter 11. Data handling <ul style="list-style-type: none"> • Reading of data • Interpretation of data • Tabular form 	Reading and interpretation of the shown data in pictograph form
10	February	24	REVISION for final term	•
11	March	24	Annual exam	






ART SYLLABUS

Month	Topic (Art file)	Art Book
April	*Line, Shape *Activity on Earth day	Page no. -3, 4,5,6,7
May	*Primary colour *Activity on Mother's day	Page no. - 8,9,10
July	*Different types of shapes using clay and toothpick	Page no. 11,12,13,14

August	*Pattern design with potato block *Activity on Raksha bandhan	Page no. 15,16,17,18
September	*Different types of Textures	Page no. 19,20,21,22
October	*Origami and paper craft *Activity on Diwali	Page no. - 23,24,25,26
November	*Rangoli and free hand design	Page no. 27,28,29,30
December	*Objects drawings and Nature drawings (fun with numbers) *Activity on Christmas	Page no. 31,32,33,34,
January	*Tearing and pasting *cartoon drawings	Page no. 35,36,37,38
February	Font drawings and practice drawings	39,40,41,42,43,44

COMPUTER

Month	Topic and sub topic	Activity / Art integration
April	Chapter- 1 computer a smart machine Computer vs human , uses of computer , types of computer	Match the activities with correct picture. Or Search the name of five places where computer are used from the grid.
May	Chapter -2 Parts of computer Monitor, keyboard , CPU , Mouse, printer, speakers, headphone	Paste the parts of computer in scrap book,

		
June	Summer vacation	
July 	Chapter 2– parts of computer Types of mouse, storage device (CD , Hard disk , pen drive) Chapter 3 working of a computer Data, Input , process , output	Identify the input, output and storage device from the given picture.
August 	Chapter – 4 operating a computer Desktop, how to switch off and off, taskbar, icon, opening a program, resizing a window.	Identify the different component of window operating system on the screen.
September	Revision and mid term	
October 	A brief introduction to students (Tux-paint - Starting tux paint , starting new drawing, colouring) Chapter 5 The keyboard and its function Alphabet , number , special(symbol , spacebar , caps lock key, enter , arrow, backspace, delete key)	Make a card in tux-paint Type your name with the help of alphabet keys.
November 	Tux-paint - Line, stamp , paint tool , saving, opening and closing tux-paint Chapter – 6 Using Word 2019 Starting word , Parts of word window, creating document, entering text, grow , shrink font, B, I, U, closing , saving and opening document.	: Draw a Scenery of your choice using Tux Paint tools. * Write three lines about myself in three different color.
December	Chapter – 7 Introduction to Scratch Jr Starting scratch, component of window, creating new project, adding sprite, adding background, hide and show the sprite.	Add multiple Sprite with background on stage.
January	Chapter – 8 Animation in sprite Triggering blocks, motion , look , sound, control end block, moving a character up and down, adding script, shrinking sprite.	Add dog, horse, chicken and elephant sprite and move them.
February	Revision and practical exam for annual	

